

A. General Information

A0 Respondent Information (Not for Publication)

Name:	Kimberly Jones
Title:	Director, Institutional Research
Office:	Institutional, Research, Planning & Effectiveness
Mailing Address:	University Avenue
City/State/Zip/Country:	011 Adams Administration Building
Phone:	Troy, AL 36082 U.S.
Fax:	334-670-3113
E-mail Address:	334-670-3815
	kbrink@troy.edu

Are your responses to the CDS posted for reference on your institution's Web site? Yes No

If yes, please provide the URL of the corresponding Web page:

A0A We invite you to indicate if there are items on the CDS for which you cannot use the requested analytic convention, cannot provide data for the cohort requested, whose methodology is unclear, or about which you have questions or comments in 44.68 Tm90.6 (.6 (nt)-8ro)-0.6 (u)..6 (l)-1.2 (o)-.arounsama.9 () JETQB T0 g7.59 ins9JETQB wnt w-8.7 (i)- .6 (g7.59 i(u c)-

A1 Address Information

Name of College/University:	Troy University
Mailing Address:	University Avenue
City/State/Zip/Country:	Troy, AL 36082 U.S.
Street Address (if different):	
City/State/Zip/Country:	
Main Phone Number:	334-670-3100
WWW Home Page Address:	www.troy.edu
Admissions Phone Number:	334-670-3179
Admissions Toll-Free Phone Number:	800-414-5756
Admissions Office Mailing Address:	University Avenue
City/State/Zip/Country:	111 Adams Administration Building
Admissions Fax Number:	Troy, AL 36082 U.S.
Admissions E-mail Address:	334-670-3733
	ask@troy.edu

If there is a separate URL for your school's online application, please specify:

If you have a mailing address other than the above to which applications should be sent, please provide:

A2 Source of institutional control (Check only one):

Public
 Private (nonprofit)
 Proprietary

A3 Classify your undergraduate institution:

Coeducational college
 Men's college
 Women's college

A4 Academic year calendar:

Semester
 Quarter
 Trimester
 4-1-4
 Continuous
 Differs by program (describe):

If your academic year has changed because of the COVID-19 pandemic, please indicate as other below.

Other (describe):


A5 Degrees offered by your institution:

<input checked="" type="checkbox"/>	Certificate
<input type="checkbox"/>	Diploma
<input checked="" type="checkbox"/>	Associate
<input type="checkbox"/>	Transfer Associate
<input type="checkbox"/>	Terminal Associate
<input checked="" type="checkbox"/>	Bachelor's
<input checked="" type="checkbox"/>	Postbachelor's certificate
<input checked="" type="checkbox"/>	Master's
<input checked="" type="checkbox"/>	Post-master's certificate
<input checked="" type="checkbox"/>	Doctoral degree research/scholarship
<input checked="" type="checkbox"/>	Doctoral degree – professional practice
<input type="checkbox"/>	Doctoral degree -- other




B1

Men



B4-B21: Graduation Rates



A	Initial 2015 cohort of first-time, full-time, bachelor's (or equivalent) degree-seeking undergraduate students	643	305	725	1,673
B	Of the initial 2015 cohort, how many did not persist and did not graduate for the following reasons: <ul style="list-style-type: none"> • Deceased • Permanently Disabled • Armed Forces • Foreign Aid Service of the Federal Government • Official church missions • Report Total Allowable Exclusions 	2	0	1	3
C	Final 2015 cohort, after adjusting for allowable exclusions	641	305	724	1,670
D	Of the initial 2015 cohort, how many completed the program in four years or less (by Aug. 31, 2019)	122	91	289	502
E	Of the initial 2015 cohort, how many completed the program in more than four years but in five years or less (after Aug. 31, 2019 and by Aug. 31, 2020)	118	59	119	296
F	Of the initial 2015 cohort, how many completed the program in more than five years but in six years or less (after Aug. 31, 2020 and by Aug. 31, 2021)	37	16	21	74
G	Total graduating within six years (sum of lines D, E, and F)	277	166	429	872

Fall 2014 Cohort

	Recipients of a Federal Pell Grant	Recipients of a Subsidized Stafford Loan who did not receive a Pell Grant	Students who did not receive either a Pell Grant or a subsidized Stafford Loan	Total (sum of 3 columns to the left)
A	608	276	573	1,457
B	2	0	1	3
C	606	276	572	1,454
D	114	78	198	390
E	107	60	113	280
F	24	19	32	75
G	245	157	343	745
H	40.4%	56.9%	60.0%	51.2%

For Two-Year Institutions

Please provide data for the **2018** cohort if available. If **2018** cohort data are not available, provide data for the **2017** cohort.

	2018 Cohort	2017 Cohort
B12		
B13		
B14	0	0
B15		
B16		
B17		
B18		
B19		
B20		
B21		

C. FIRST-TIME, FIRST-YEAR (FRESHMAN) ADMISSION

C1-C2: Applications

C1 First-time, first-year (freshman) students: Provide the number of degree-seeking, first-time, first-year students who applied, were admitted, and enrolled (full- or part-time) in **Fall 2021**.

- Include early decision, early action, and students who began studies during summer in this cohort.
- Applicants should include only those students who fulfilled the requirements for consideration for admission (i.e., who completed actionable applications) and who have been notified of one of the following actions: admission, non-admission, placement on waiting list, or application withdrawn (by applicant or institution).
- Since the total may include students who did not provide gender data, the detail need not sum to the total.

Total first-time, first-year (freshman) men who applied	2,405
Total first-time, first-year (freshman) women who applied	4,361

Total first-time, first-year (freshman) men who were admitted	2,249
Total first-time, first-year (freshman) women who were admitted	4,197

Total full-time, first-time, first-year (freshman) men who enrolled	513
Total part-time, first-time, first-year (freshman) men who enrolled	82

Total full-time, first-time, first-year (freshman) women who enrolled	849
Total part-time, first-time, first-year (freshman) women who enrolled	152

Total first-time, first-year (degree-seeking) who applied	6,766
Total first-time, first-year (degree-seeking) who were admitted	6,446
Total first-time, first-year (degree-seeking) who enrolled	1,596

C2 Freshman wait-listed students

Students who met admission requirements but whose final admission was contingent on space availability

	Yes	No
Do you have a policy of placing students on a waiting list?	<input type="checkbox"/>	<input checked="" type="checkbox"/>

If yes, please answer the questions below for **Fall 2021** admissions:

WAITING LIST	TOTAL
Number of qualified applicants offered a place on waiting list:	
Number accepting a place on the waiting list:	
Number of wait-listed students admitted:	

Is your waiting list ranked?	Yes	No
If yes, do you release that information to students?	<input type="checkbox"/>	<input type="checkbox"/>
Do you release that information to school counselors?	<input type="checkbox"/>	<input type="checkbox"/>

C3-C5: Admission Requirements

C3 High school completion requirement

Check the appropriate box to identify your high school completion requirement for degree-seeking

<input checked="" type="checkbox"/>	High school diploma is required and GED is accepted
<input type="checkbox"/>	High school diploma is required and GED is not accepted
<input type="checkbox"/>	High school diploma or equivalent is not required

C4 Does your institution require or recommend a general college-preparatory program for degree-

<input checked="" type="checkbox"/>	Require
<input type="checkbox"/>	Recommend
<input type="checkbox"/>	Neither require nor recommend

C5 Distribution of high school units required and/or recommended. Specify the distribution of academic

	Units Required	Units Recommended
--	-------------------	----------------------



Common Data Set 2021-2022

ACT Only	X	
	X	
SAT Only		X
SAT and SAT Subject Tests or SAT Subject Tests		X

C8B

X

C8B

X

C8C

	SAT essay	ACT essay
For admission		
For placement		
For advising		
In place of an application essay		
As a validity check on the application process		
No college policy as of now	X	X
Not using essay component		

C8D In addition, does your institution use applicants' test scores for academic advising?

X Yes
No

C8E

C8F

C8G Please indicate which tests your institution uses for **placement (e.g., state tests)**:

X SAT
X ACg?
X SAT Subject Tests
X AP
X CLEP
Institutional Exam
State Exam (specify):

	Yes	No
C15	X	

C16 Notification to applicants of admission decision sent *(fill in one only)*

X On a rolling basis beginning
(date): June 1st

C22 Early action

Do you have a nonbinding early action plan whereby students are

Yes

No

X

Yes

No



D1-D2: Fall Applicants

		Yes	No
D1		X	
		X	

D2

	Applicants	Admitted Applicants	Enrolled Applicants
Men	675	630	335
Women	1,463	1,348	701
Total	2,138	1,978	1,036



	Yes	No
D10 Does an open admission policy, if reported, apply to transfer students?		X

D11 Describe additional requirements for transfer admission, if applicable:

D12-D17: Transfer Credit Policies

D12 Report the lowest grade earned for any course that may be transferred for credit: D

	Number	Unit Type
D13 Maximum number of credits or courses that may be transferred from a two-year institution:	At least 25% of the credit hours required for the degree must be completed in residence with Troy University.	

	Number	Unit Type
D14 Maximum number of credits or courses that may be transferred from a four-year institution:	At least 25% of the credit hours required for the degree must be completed in residence with Troy University.	

D15 Minimum number of credits that transfers must complete at your institution to earn an associate degree:

25% of
Degree
Requirements

D16 Minimum number of credits that transfers must complete at your institution to earn a bachelor's degree:

25% of
Degree
Requirements

D17 Describe other transfer credit policies:

D18-D22: Military Service Transfer Credit Policies

D18 Does your institution accept the following military/veteran transfer credits:

	Yes	No
American Council on Education (ACE)	X	
College Level Examination Program (CLEP)	X	
DANTES Subject Standardized Tests (DSST)	X	

	Number	Unit Type
D19 Maximum number of credits or courses that may be transferred based on military education evaluated by the American Council on Education (ACE):		

	Number	Unit Type
D20 Maximum number of credits or courses that may be transferred based on Department of Defense supported prior learning assessments (College Level Examination Program (CLEP) or DANTES Subject Standardized Tests (DSST)):		

	Yes	No
D21 Are the military/veteran credit transfer policies published on your website?	X	

If yes, please provide the URL where the policy can be located:
<https://www.troy.edu/academics>

D22 Describe other military/veteran transfer credit policies unique to your institution:
 Troy University offers a Military Operations minor that can be completed with 18 semester hours of ACE recommended military credit.



E1X

- X Accelerated program
- X Cooperative education program
- X Cross-registration
- X Distance learning
- X Double major
- X Dual enrollment
- X English as a Second Language (ESL)
- X Exchange student program (domestic)
- X External degree program
- X Honors Program
- X Independent study
- X Internships
- X Liberal arts/career combination
- X Student-designed major
- X Study abroad
- X Teacher certification program
- X Weekend college
- X Other (specify):

E2 Has been removed from the CDS.

E3

F1

	First-time, first-year (freshman) students	Undergraduates
	21%	28%
	15%	12%
	22%	13%
	62%	16%
	38%	84%
	9%	36%
	19	23
	20	26

F2

- X Campus Ministries
- X Choral groups
- X Concert band
- X Dance
- X Drama/theater
- X
- X Jazz band
- X Literary magazine
- X Marching band
- Model UN
- X Music ensembles
- X Musical theater
- Opera
- X Pep band
- X Radio station
- X Student government
- X Student newspaper
- Student-run film society
- X Symphony orchestra
- X Television station
- X Yearbook

F3

	At Cooperating Institution
Army ROTC is offered:	X
Naval ROTC is offered:	
Air Force ROTC is offered:	X

F4 Housing:

- X Coed dorms
- Men's dorms
- X Women's dorms
- X
- X Apartments for single students
- X
- X Fraternity/sorority housing
- Cooperative housing
- Theme housing
- X Wellness housing
- X Other housing options

G6 Undergraduate per-credit-hour charges (tuition only):

PRIVATE INSTITUTIONS:	
PUBLIC INSTITUTIONS:	
In-district:	\$388.00
In-state (out-of-district):	\$388.00
Out-of-state:	\$776.00
NONRESIDENT ALIENS:	\$776.00


I	On average, the percentage of need that was met of students who were awarded any need-based aid. Exclude any aid that was awarded in excess of need as well as any resources that were awarded to replace EFC (PLUS loans, unsubsidized loans, and private alternative loans)			
J	The average financial aid package of those in line d. Exclude any resources that were awarded to replace EFC (PLUS loans, unsubsidized loans, and private alternative loans)	\$ 3,166	\$ 3,595	\$ 2,296
K	Average need-based scholarship and grant award of those in line e	\$ 4,613	\$ 4,693	\$ 2,781
L	Average need-based self-help award (excluding PLUS loans, unsubsidized loans, and private alternative loans) of those in line f	\$ 2,040	\$ 2,762	\$ 1,945
M	Average need-based loan (excluding PLUS loans, unsubsidized loans, and private alternative loans) of those in line f who were awarded a need-based loan	\$ 2,113	\$ 2,871	\$ 1,962

H2A Number of Enrolled Students Awarded Non-need-based Scholarships and Grants: List the number of degree-seeking full-time and less-than-full-time undergraduates who had no financial need and who were awarded institutional non-need-based scholarship or grant aid.

	First-time Full-time Freshmen	Full-time Undergrad (Incl. Fresh.)	Less Than Full-time Undergrad	
N	Number of students in line a who had no financial need and who were awarded institutional non-need-based scholarship or grant aid (exclude those who were awarded athletic awards and tuition benefits)	175	454	17
O	Average dollar amount of institutional non-need-based scholarship and grant aid awarded to students in line n	\$ 4,278	\$ 4,275	\$ 834
P	Number of students in line a who were awarded an institutional non-need-based athletic scholarship or grant	70	308	7
Q	Average dollar amount of institutional non-need-based athletic scholarships and grants awarded to students in line p	\$ 5,150	\$ 5,129	\$ 3,502

Include:

H4 Provide the number of students in the 2021 undergraduate class who started at your institution as first-time students and received a bachelor's degree between July 1, 2020 and June 30, 2021. Ex.6 (d)6.9 (a bl E)-0.6 non studentt-n1.3 (w)-0.8 (ee)-0.6 (h)416 ((scEMC E)-0.6 (h)6 (o)-0.6 (st)-1.4 .6.9 (t)--0.6 (n) 1 Tf



A

Process for First-Year/Freshman Students

H8 Check off all financial aid forms domestic first-year (freshman) financial aid applicants must submit:

<input checked="" type="checkbox"/>	FAFSA
<input type="checkbox"/>	Institution's own financial aid form
<input type="checkbox"/>	CSS/Financial Aid PROFILE
<input type="checkbox"/>	State aid form
<input type="checkbox"/>	Noncustodial PROFILE
<input type="checkbox"/>	Business/Farm Supplement
<input type="checkbox"/>	Other (specify):

H9 Indicate filing dates for first-year (freshman) students:

Priority date for filing required financial aid forms: _____

Deadline for filing required financial aid forms: _____

No deadline for filing required forms
(applications processed on a rolling basis)

H10 Indicate notification dates for first-year (freshman) students (answer a or b):

a) Students notified on or about (date):

b) Students notified on a rolling basis:
 Yes
 No

If yes, starting date:
October 1st _____

H11 Indicate reply dates:

Students must reply by (date):	
or within _____ weeks of notification.	2 weeks

Types of Aid Available

Please check off all types of aid available to undergraduates at your institution:

H12 Loans

<input checked="" type="checkbox"/>	Direct Subsidized Stafford Loans
<input checked="" type="checkbox"/>	Direct Unsubsidized Stafford Loans
<input checked="" type="checkbox"/>	Direct PLUS Loans
<input type="checkbox"/>	Federal Perkins Loans
<input type="checkbox"/>	Federal Nursing Loans
<input type="checkbox"/>	State Loans
<input type="checkbox"/>	College/university loans from institutional funds
<input type="checkbox"/>	Other (specify):

H13 Need Based Scholarships and Grants

<input checked="" type="checkbox"/>	Federal Pell
<input checked="" type="checkbox"/>	SEOG
<input checked="" type="checkbox"/>	State scholarships/grants
<input checked="" type="checkbox"/>	Private scholarships
<input checked="" type="checkbox"/>	College/university scholarship or grant aid from institutional funds
<input type="checkbox"/>	United Negro College Fund
<input type="checkbox"/>	Federal Nursing Scholarship
<input type="checkbox"/>	Other (specify):

H14 Check off criteria used in awarding institutional aid. Check all that apply.

	Non-Need Based	Need-Based
Academics	X	X
Alumni affiliation		
Art		
Athletics	X	X
Job skills		
ROTC	X	
Leadership	X	X
Minority status	X	
Music/drama	X	
Religious affiliation		
State/district residency		X

H15 If your institution has recently implemented any major financial aid policy, program, or initiative to make your institution more affordable to incoming students such as replacing loans with grants, or waiving costs for families below a certain income level please provide details below:

Are these policies related to the COVID-19 pandemic?

Yes
 No

I-3. Undergraduate Class Size

Class Subsections: A class subsection includes any subsection of a course, such as laboratory,

Using the above definitions, please report for each of the following class-size intervals the number of *class sections* and *class subsections* offered in Fall 2021. For example, a lecture class with 800 students who met at another time in 40 separate labs with 20 students should be counted once in the “100+” column in the class section column and 40 times under the “20-29” column of the class subsections table.

Number of Class Sections with Undergraduates Enrolled

Undergraduate Class Size (provide numbers)

	2-9	10-19	20-29	30-39	40-49	50-99	100+	Total
	416	352	282	137	60	40	10	1,297
CLASS SUB-SECTIONS	2-9	10-19	20-29	30-39	40-49	50-99	100+	Total
	42	48	68	3	0	0	0	161

