


# 2010 2011 SENIOR SURVEY



Fall 2010

Troy University Office of Institutional  
Research, Planning, and Effectiveness

2010 – 2011 Senior Survey Report

**Table of Contents**

**Executive Summary** ..... 2

**Major Findings**..... 2

    Demographic Information..... 4

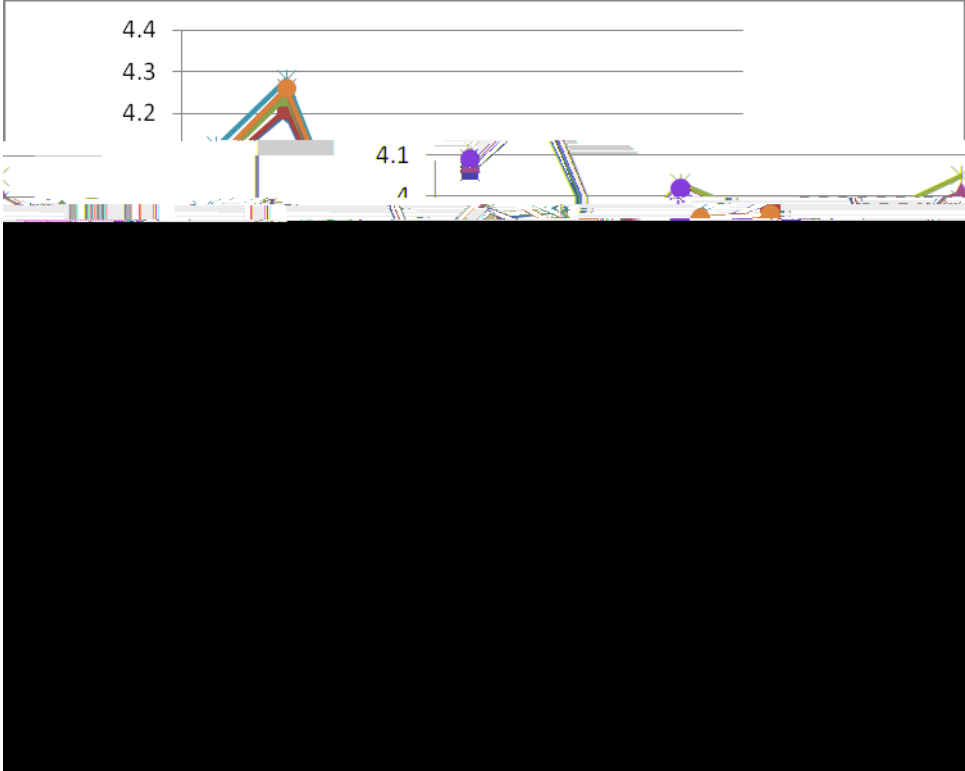
    Academic Information ..... 4



Senior Survey Response Rates	
<b>AY 2010 – 2011</b>	N = 1904
<b>AY 2009 – 2010</b>	N = 1771
<b>AY 2008 – 2009</b>	N = 2922
<b>AY 2007 – 2008</b>	N = 1582

It should be noted that in AY 2008 – 09 and years prior that graduate students were invited to participate in the Graduating Student Survey. Starting in AY 2009 – 10 a separate Graduate Student Survey was administered. Even though the response rates vary from year to year, the demographic factors from each year are roughly parallel. 7430 students were identified as undergraduate seniors and were sent the invitation to participate email which resulted in a 26% response rate. The initial invitation to participate email was sent on 11/15/10. Reminder emails were sent to non-respondents on 11/30/10, 12/8/10, and 1/5/11. Survey participation was submitted by hard copy from about 100 students who classified themselves as Asian/Pacific Islander and were seniors at a Global Campus site. The characteristics of the survey respondents were determined to be similar to those of the total graduates of the year although some variation existed. Therefore, the responses to the survey could be considered representative of the ideas and opinions of the students who were graduating in during the 2010-2011 Academic Year.

The *Senior Survey* has been administered consecutively for six years. The results are almost parallel from each year. Over the past six years students have consistently rated the factor of leadership development the highest and student services the lowest. The chart and table below presents the mean scores for each factor measured by the *Senior Survey*. Each factor is measured on a scale with 1 being low satisfaction and 5 being high satisfaction.



	AY 10-11	AY 09-10	AY 08-09	AY 07-08	AY 06-07	AY 05-06
<b>Intellectual Development</b>	<b>4.06</b>					

the seniors were from Dothan (9%), Montgomery (10%) and Phenix City (7%). Additionally, Global Campus students responded from 26 different sites.

### Student satisfaction

- Student self-rated development (Report 1 – Q28)

Eighteen items related to knowledge, skills, and abilities were provided for the students to rate their development as a result of Troy University education. From the 18 items, two factors were identified - ***Intellectual Development*** and ***Leadership Development***. In comparison, the prior four academic years, respondents shared about the same opinions regarding their development in the areas measured, with an average rating for ***Intellectual Development*** as 4.06 for 10-11, 4.06 for 09-10, 4.08 for 08-09, 4.09 for 07-08; 4.12 for 06-07; and 4.09 for 05-06 and a mean rating for ***Leadership Development*** as 4.20 for 10-11, 4.21 for 09-10, 4.24 for 08-09, 4.26 for 07-08; 4.28 for 06-07; and 4.26 for 05-06, all in a 5-point scale with 1 as “Poor” and 5 as “Excellent.” However, it should be noted that a declining trend is developing.

As indicated in Table 1, the majority of the areas measured for student ***Intellectual Development*** were rated high above 4.00 (on a scale of 1 to 5) and with the exception of mathematical skills about 75% or more of the students rated their development in these areas as either “Excellent” or “Good.” In addition, almost all ratings on areas related to ***Intellectual Development*** were almost parallel over the past four years.

Table 1. Ratings on areas related to *Intellectual Development*: AY05 – 11

	AY 10-11		AY 09-10		AY 08 -09		AY 07 - 08		AY 06 - 07		AY 05 - 06	
	Excellent/Good	Mean	Excellent/Good	Mean	Excellent/Good	Mean	Excellent/Good	Mean	Excellent/Good	Mean	Excellent/Good	Mean
Critical thinking skills	86%	4.24	89%	4.27	88%	4.30	90%	4.31	91%	4.28	90%	4.28
Problem solving skills	84%	4.21	87%	4.23	86%	4.25	88%	4.25	88%	4.26	89%	4.26
Reading Skills	84%	4.25	87%	4.25	86%	4.27	88%	4.26	88%	4.26	87%	4.26
Writing skills	84%	4.15	85%	4.16	85%	4.20	88%	4.22	87%	4.26	87%	4.21
Research skills	80%	4.15	83%	4.15	84%	4.22	88%	4.26	87%	4.24	86%	4.22
Speaking/presentation skills	78%	4.07	81%	4.08	81%	4.10	85%	4.15	83%	4.16	81%	4.12
Understanding different philosophy/culture	76%	4.05	77%	3.99	77%	4.05	80%	4.07	80%	4.09	78%	4.04
Computer technologies	77%	4.08	81%	4.10	79%	4.07	79%	4.04	80%	4.07	79%	4.07
Scientific principles & methods	66%	3.82	69%	3.82	67%	3.84	73%	3.91	73%	3.91	70%	3.86
Appreciation of the arts	71%	3.95	73%	3.93	67%	3.84	69%	3.83	68%	3.86	68%	3.83
Mathematical skills	63%	3.78	69%	3.76	63%	3.72	66%	3.78	69%	3.84	66%	3.81
Overall average ratings	4.06		4.06		4.08		4.09		4.12		4.09	





- Student ratings for quality of education and academic support services (Report 2 – Q28)

Eighteen items were measured in terms of what students thought about the quality of education and academic support services at Troy University. Again a factor analysis identified two factors, which include *Academic Support Services* and *Instruction*. The factor *Instruction*, or *Academics*, includes areas relating to inst

IMPACT/New Student Orientation Program	65%	3.78	66%	3.77	64%	3.69	67%	3.75	68%	3.82	67%	3.75
Overall average ratings		3.95		3.93		3.96		3.97		4.03		4.02

As indicated in the table above (Table 3), the majority of the students rated the areas related to *Instruction* as either “Excellent” or “Good,” which is about the same as found in the previous two year’s survey. Two areas, however, were rated below 3.80 in 10-11, with the ratings on IMPACT/New Student Orientation Program and Academic Advising being the lowest. Further examination by campus (Table 4) found that Phenix City and eCampus students regularly ranked items in the factor of instruction higher than students from other campuses.

Table 4. Average ratings on *Instruction* by campus AY 10 - 11:

	Dothan	Montgomery	Phenix City	Troy	eCampus	Global Campus
Overall quality of your academic program	4.07	4.12	4.38	4.11	4.30	4.11
Academic advising	3.55	3.58	4.18	3.80	3.71	3.80
Faculty accessibility	3.74	3.88	4.19	3.98	3.94	3.83
Instruction in major courses	4.12	4.13	4.32	4.13	4.14	4.06
Instruction in general education courses	3.95	4.05	4.26	3.77	4.09	4.00
Faculty's use of technologies to enhance teaching	3.93	4.02	4.28	3.86	4.11	3.99
Course availability in your major	3.36	3.65	4.20	3.65	4.16	3.80
Communication between faculty and students	3.78	3.94	4.23	3.98	4.02	3.93
Registration procedures	3.75	4.04	4.17	3.09	4.20	3.98
IMPACT/New Student Orientation Program	3.48	3.79	3.99	3.67	3.90	3.73
AVERAGE	3.77	3.92	4.22	3.80	4.06	3.92

The *Academic Support Services* include Library, Computer labs, Writing Center, Reading Center, Center for International Programs, etc., and the average rating for this factor is 3.83 for 10-11, 3.84 for 09 - 10, 3.84 for 08 – 09, 3.81 for 07 – 08, 3.85 for 06-07 and 3.85 for 05-06, relatively lower than expected. Overall, as indicated in Table 5, no areas in *Academic Support Services* had an average rating of 4.00 or higher nor did they have ratings of “Excellent” or “Good” for more than 70% of the respondents.

Table 5. Ratings on areas related to *Academic Support Services*: AY05 – 11:

	AY 10-11		AY09-10		AY08-09		AY07-08		AY 06-07		AY 05-06	
	Ex/Gd	M	Ex/Gd	M	Ex/Gd	M	Ex/Gd	M	Ex/Gd	M	Ex/Gd	M
Natural Science Center	68%	3.87	68%	3.84	70%	3.87	70%	3.83	70%	3.89	68%	3.86
Writing Center	69%	3.90	70%	3.87	71%	3.9	70%	3.85	70%	3.89	71%	3.89
Center for International Programs	68%	3.88	66%	3.81	68%	3.81	70%	3.84	70%	3.88	69%	3.8
Testing Center	68%	3.81	69%	3.86	70%	3.85	72%	3.87	70%	3.87	70%	3.83
Computer labs	65%	3.79	70%	3.85	70%	3.84	67%	3.74	70%	3.83	71%	3.9
Library	68%	3.84	68%	3.83	66%	3.76	67%	3.74	70%	3.83	71%	3.86
Laboratory/instructional equipment	64%	3.78	67%	3.8	68%	3.82	65%	3.72	67%	3.78	69%	3.82
Overall average ratings	3.83		3.84		3.84		3.81		3.85		3.85	

However, further examination by campus showed that ratings of students from different campuses varied (Table 6). Please be aware that only students who have used the services gave their ratings. The Natural Science Center, and Writing Center were rated by mostly Troy Campus students and only international students rated the Center for International Programs. Ratings of NA or blank entries were omitted from calculation.

Table 6. Average ratings on *Academic Support Service* by campus for AY 10 - 11:

	Dothan	Montgomery	Phenix City	Troy	eCampus	Global Campus
Library	4.03	4.10	3.83	3.56	3.95	3.77
Computer labs	4.06	3.92	4.22	3.36	3.97	3.72
Laboratory/instructional equipment	3.82	3.85	4.07	3.53	3.95	3.72
Testing Center	3.82	3.75	3.86	3.69	3.90	3.84
Writing Center	3.71	3.98	3.90	3.84	4.03	3.85
Natural Science Center	3.79	4.04	3.87	3.82	3.93	3.84
Center for International Programs	3.78	4.01	3.88	3.69	4.02	3.90

Table 7. Ratings on areas related to *Administration*: AY 05 – 11

---

AY 10-11	AY 09 -10	AY 08 - 09	AY 07 - 08	AY 06 - 07	AY 05 - 06
----------	-----------	------------	------------	------------	------------







2010 -11 Senior Survey Report

Center												
Career Service Placement	60%	3.67	61%	3.68	58%	3.66	54%	3.59	58%	3.63	62%	3.7
Service Housing and Residential Life	56%	3.63	57%	3.6	54%	3.61	53%	3.55	55%	3.57	56%	3.59
	57%	3.65	54%	3.57	53%	3.57	53%	3.57	54%	3.57	54%	3.54









Student perceptions about Troy University (Report 4 – Q31)

In this section, ten statements regarding the University in a broad sense were provided for the students to rate their agreement. As indicated in Table 11 (derived from Report 4), over 80% of the students “Agree” or “Strongly Agree” with the first 3 statements, indicating strong satisfaction with the academic programs and confirming the findings in Table 3 above (derived from Report 2).

Table 11. Ratings on *Student Perceptions* about Troy University: 05-11

	AY 10-11		AY 09-10		AY 08 - 09		AY 07 - 08		AY 06 - 07		AY 05 - 06	
	Strongly Agree/ Agree	M	Strongly Agree/ Agree	M	Strongly Agree/ Agree	M	Strongly Agree/ Agree	M	Strongly Agree/ Agree	M	Strongly Agree/ Agree	M
My academic program was intellectually challenging and stimulating. The degree program in which I enrolled is valuable for me in my employment. Courses in my curriculum contributed to the skills and knowledge required in my field. The goals, objectives, and requirements for my academic programs were clearly defined.	86%	4.2	86%	4.17	87%	4.2	85%	4.14	85%	4.16	85%	4.1
The tuition and fees I paid at Troy University were a worthwhile	81%	4.12	83%	4.15	84%	4.2	82%	4.14	86%	4.18	83%	4.14
	85%	4.15	84%	4.13	86%	4.19	84%	4.14	86%	4.16	86%	4.14
	77%	3.91	76%	3.89	78%	3.93	80%	3.98	81%	4.01	82%	4.02
	68%	3.81	71%	3.87	73%	3.91	74%	3.95	76%	3.97	76%	3.95

investment.

Troy University faculty care about students as individuals.	72%	3.88	72%	3.84	73%	3.9	71%	3.87	76%	3.96	75%	3.94
Courses were offered frequently enough for timely completion of my degree program.	71%	3.79	70%	3.76	75%	3.88	74%	3.89	75%	3.89	76%	3.9
The intellectual caliber of students in my academic program was high.	67%	3.75	67%	3.73	70%	3.79	70%	3.81	71%	3.83	69%	3.79
Troy University is responsive to the needs of its students.	63%	3.71	65%	3.68	66%	3.71	65%	3.7	69%	3.8	68%	3.78
Troy University faculty were helpful with my career plan.	61%	3.67	59%	3.61	61%	3.65	61%	3.67	65%	3.75	65%	3.74
Overall average ratings	3.90		3.88		3.94		3.93		3.97		3.95	

The lowest ratings in this section were “The University faculty were helpful with my career plan” (61% Agree/Strongly Agree; M=3.67) and “Troy University is responsive to the needs of its students” (66% Agree/Strongly Agree; M=3.71). (These were also the lowest rated areas in the previous five year’s surveys.) Course offerings and student intellectual caliber were rated low as well.

The following table (Table 12) shows a breakdown by campus for *Student Perceptions*.

Table 12. Mean ratings on *Student Perceptions* by campus: AY 10-11

	Dothan	Montgomery
--	--------	------------



- Overall ratings of Troy University (Report 5 – Q39)

Students were asked to rate their Troy preparation for employment and further education as well as to give an overall rating of their college experiences at Troy University. Between 65% - 75% of the students gave a positive rating to their overall college experiences at Troy University, with an mean rating of 3.94, while 65% and 74% of the respondents gave a rating of either “Excellent” or “Good” to their Troy preparation for employment and for further education, with a mean = 3.78 and 3.98 respectively. The graduating students from the past five years shared about the same opinions in their overall ratings of the University.

Table 13. Overall ratings on Troy University: 05-11

	AY 10-11		AY 09-10		AY 08 - 09		AY 07 - 08		AY 06 - 07		AY 05 - 06	
	Excellent/ Good	M	Excellent/ Good	M	Excellent/ Good	M	Excellent/ Good	M	Excellent/ Good	M	Excellent/ Good	M
	How would you rate Troy University’s preparation of you for employment?	65%	3.78	69%	3.82	73%	3.91	71%	3.88	74%	3.95	75%
How would you rate Troy University’s preparation of you for further education?	74%	3.98	76%	4	77%	4.03	75%	4	78%	4.05	77%	3.94

Recommendation of Troy University (IF YOU WERE STARTING OVER, WOULD YOU ENROLL IN THE SAME PROGRAM?-WOULD YOU RECOMMEND TROY UNIVERSITY TO SOMEONE PLANNING TO GO TO COLLEGE?)

Important satisfaction indicators used by colleges and universities include whether students would re-enroll in the university,

<b>Would you recommend Troy University to someone planning to go to college?</b>	60%	29%	62%	27%	61%	28%	55%	35%	59%	32%	62%	32%
--	-----	-----	-----	-----	-----	-----	-----	-----	-----	-----	-----	-----

Student Organization information

Seniors were asked to identify which student organizations they belong to while attending Troy University. The vast majority of seniors who participated in this survey (n=1206, 63% of survey participants) reported that they did not participate in any student organizations. The Honor Society was reported as the student organization with the most participation. Further analysis by campus revealed that the Troy Campus has the highest number of students participating in student organizations.

Table 15

	<i>Count</i>
<b>None</b>	1206
<b>Honor Society</b>	249
<b>Departmental</b>	189
<b>Professional</b>	146
<b>Leadership</b>	125
<b>Services</b>	106
<b>Religions</b>	102
<b>Fraternity/Sorority</b>	101
<b>Art/Music/Drama</b>	80
<b>Sports</b>	78
<b>Publication</b>	33
<b>Political</b>	25

Participation in Student





Table 19

	No	Yes
	Count	Count
<b>Books assigned for class</b>	250	1654
<b>Newspapers</b>	561	1343
<b>Books I read outside of class for pleasure</b>	587	1317
<b>Online websites or webzines</b>	618	1286
<b>Cereal boxes, instructional pamphlets and other product packaging</b>	913	991
<b>News magazines</b>	953	951
<b>Religious literature/books</b>	957	947
<b>School papers or other newsletters</b>	1106	798
<b>Fashion/Beauty magazines</b>	1111	793
<b>Self-help literature</b>	1303	601
<b>Music/Computers/Entertainment magazines</b>	1325	579
<b>Computer manuals or other electronic equipment manuals</b>	1328	576
<b>Sports magazines</b>	1413	491
<b>Puzzles/Games/Humor magazines</b>	1446	458
<b>Comic books or graphic novels</b>	1690	214
<b>Magazines about video games</b>	1727	177
<b>None of the above</b>	1899	5

Most seniors (51%) indicated that they do not have much time to read for pleasure, but they like to read when they get a chance. The most commonly cited reason (34%) for reading was “Just for pleasure.” Most students (74%) considered their reading level to be “advanced” or “above average.” Not including school assignments more than one-third of students (37%) reported reading less than one book per month and about one third (30%) of students reported discussing books with others only a few times per year. Additional data regarding readings habits is included in the appendix of this report.

### Implications

1. Overall, Troy University’s graduating students were satisfied with their college experiences over the years they studied at TROY. In particular, the students were satisfied with their educational experiences at the University – instruction, the quality of education, and their academic programs, specifically. Furthermore, the students thought highly of their intellectual development and leadership development as a result of their education at Troy University.
2. The survey findings that for the past six years about 82% of the graduating students would attend Troy University and enroll in the same programs again if they started over and that about 90% would recommend Troy University and their academic programs

strongly suggest that Troy University was effective in offering quality education to its students.

3. However, the *Senior Survey's* satisfaction measures have identified areas that need to be improved, especially in the areas of ***Academic Support Services*** and ***Student Services***. Because many of the weak areas found in the previous six year's results still remain the same in the AY 10-11 survey results, University personnel (administrators, faculty, and staff) need to pay more attention to assessment information and use assessment results to improve University services.
4. Furthermore, based on survey responses, faculty should do more to help students in their career planning, the University should be more responsive to student needs, efforts should be made to raise student intellectual caliber, and more courses should be offered each term so that students can graduate as they have planned.
5. While building plans for improvement for ar



**Troy University 2010-2011 Senior Survey Report**

Report 1 (Q28): Student self-rated development in their educational experiences

		Excellent		Good		Average		Fair		Poor		Subtotal		
		Count	%	Count	%	Count	%	Count	%	Count	%	Mean	SD	N
Writing skills		618	32.7%	991	52.5%	240	12.7%	32	1.7%	7	.4%	4.16	.73	1888
Speaking/presentation skills		595	31.6%	900	47.8%	338	18.0%	38	2.0%	12	.6%	4.08	.79	1883
Reading skills		788	42.0%	816	43.5%	242	12.9%	22	1.2%	9	.5%	4.25	.76	1877
Critical thinking skills		747												





## Troy University 2010-11 Graduating Student Survey Report

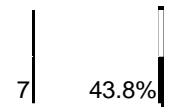
Report 4 (Q31): Student opinions and perceptions about Troy University

	Strongly Agree		Agree		Neutral		Disagree		Strongly Disagree		Subtotal		
	N	%	N	%	N	%	N	%	N	%	Total N	Mean	SD
<b>My academic program was intellectually challenging and stimulating.</b>	728	38.7%	907	48.2%	180	9.6%	25	1.3%	41	2.2%	1881	4.20	.83
<b>Courses in my curriculum contributed to the skills and knowledge required in my field.</b>	686	36.7%	916	49.0%	179	9.6%	43	2.3%	44	2.4%	1868	4.15	.86
<b>The degree program in which I enrolled is valuable for me in my employment.</b>	695	37.2%	826	44.2%	260	13.9%	50	2.7%	39	2.1%	1870	4.12	.89
<b>The goals, objectives, and requirements for my academic program were clearly defined.</b>	539	28.7%	918	48.8%	228	12.1%	110	5.8%	86	4.6%	1881	3.91	1.02
<b>Troy University faculty care about students as individuals.</b>	540	28.7%	818	43.5%	350	18.6%	96	5.1%	75	4.0%	1879	3.88	1.01
<b>The tuition and fees I paid at Troy University were a worthwhile investment.</b>	544	29.1%	727	38.9%	396	21.2%	99	5.3%	103	5.5%	1869	3.81	1.08
<b>Courses were offered frequently enough for timely completion of my degree program.</b>	546	29.1%	796	42.4%	243	12.9%	181	9.6%	111	5.9%	1877	3.79	1.14
<b>The intellectual caliber of students in my academic program was high.</b>	410	21.9%	848	45.2%	421	22.5%	136	7.3%	60	3.2%	1875	3.75	.98
<b>Troy University is responsive to the needs of its students.</b>	474	25.3%	717	38.3%	452	24.1%	126	6.7%	104	5.6%	1873	3.71	1.09
<b>Troy University faculty were helpful with my career plan.</b>	469	25.1%	680	36.3%	462	24.7%	156	8.3%	104	5.6%	1871	3.67	1.11

<b>Troy University 2008-09 Graduating Student Survey Report</b>														
<b>Report 5 (Q39): Overall ratings on Troy University</b>														
	Poor		Fair		Average		Good		Excellent		Subtotal			
	N	%	N	%	N	%	N	%	N	%	Total N	Mean	SD	
<b>How would you rate Troy University's preparation of you for employment?</b>	62	3.3%	114	6.1%	475	25.3%	745	39.8%	478	25.5%	1874	3.78	1.00	
<b>How would you rate Troy University's preparation of you for further education?</b>	44	2.4%	99	5.3%	339	18.2%	749	40.2%	633	34.0%	1864	3.98	.97	
<b>What is your overall rating of your college experiences at TROY?</b>	40	2.2%	105	5.7%	295	15.9%	698	37.6%	719	38.7%	1857	4.05	.98	



## Survey Report









**Report 7: Question 28: Please rate the following areas related to the education and academic support services at**



Communication between faculty and students



Average	17	9.4%	16	8.9%	13	7.2%	59	32.8%	45	25.0%	30	16.7%
Fair	3	9.1%	4	12.1%	4	12.1%	9	27.3%	5	15.2%		

**Report 8: Question 29: On a scale from 1 to 5, with 1 as “Very Dissatisfied” and 5 as “Very Satisfied,” please rate your satisfaction with the following offices and services of Troy University: (Select “Not Applicable” if the item does not apply to you.) CROSS TABULATION BY CAMPUS**

		From which Troy University campus will you graduate?											
		Dothan		Montgomery		Phenix City		Troy		eCampus		Global Campus	
		N	%	N	%	N	%	N	%	N	%	N	%
Admissions Office	Very Dissatisfied	5	8.3%	9	15.0%			8.3%	6				







Satisfied 30 9.6% 40 12.8% 24 7.7% 91 29.2% 82 26.3% 45 14.4%





2010 -11 Senior Survey Report

Student organizations	Very Dissatisfied	4	11.1%	4	11.1%	5	13.9%	3	8.3%	7	19.4%	13	36.1%
	Dissatisfied	5	12.5%	3	7.5%	4	10.0%	13	32.5%	4	10.0%	11	27.5%
	Neutral	23	11.9%	21	10.9%	15	7.8%	55	28.5%	44	22.8%	35	18.1%
	Satisfied	40	13.1%	28	9.2%	21	6.9%	141	46.2%	39	12.8%	36	11.8%
	Very Satisfied	27	12.8%	24	11.4%	20	9.5%	87	41.2%	32	15.2%	21	10.0%
	Not Applicable	71	6.7%	119	11.3%	73	6.9%	78	7.4%	587	55.7%	125	11.9%
Safety and Security Services	Very Dissatisfied	3											

Satisfied	64	12.9%	64	12.9%	40	8.1%	139	28.0%	135	27.2%	54	10.9%
Very Satisfied	41	11.5%	43	12.1%	43	12.1%	77	21.7%	109	30.7%	42	11.8%
Not Applicable	34	5.6%	47	7.8%	29	4.8%	34	5.6%	390	64.5%	71	11.7%

**Report 9: Question 30: On a scale from 1 to 5, with 1 as “Strongly Disagree” and 5 as “Strongly Agree,” please provide your opinion regarding the following areas: CROSS TABULATION BY CAMPUS**







**Report 10: Question 31: Please provide your overall ratings of Troy University: CROSS TABULATION BY CAMPUS**

													From which Troy University campus will you graduate?											
													Dothan		Montgomery		Phenix City		Troy		eCampus		Global Campus	
													N	%	N	%	N	%	N	%	N	%	N	%

How would you rate



From which Troy University campus will you graduate?											
Dothan		Montgomery		Phenix City		Troy		eCampus		Global Campus	
N	%	N	%	N	%	N	%	N	%	N	%



Critical thinking skills

Scientific principles and  
methods

Time management	Excellent	351	42.1%	250
-----------------	-----------	-----	-------	-----



Poor	5	29.4%	7	41.2%	1	5.9%	3	17.6%	1	5.9%
------	---	-------	---	-------	---	------	---	-------	---	------







2010 -11 Senior Survey Report

Good	178	35.9%	157	31.7%	20	4.0%	81	16.3%	60	12.1%
Average	110	36.5%	90	29.9%	11	3.7%	49	16.3%	41	13.6%
Fair	36	36.7%	32	32.7%	6	6.1%	12	12.2%		



**Report 14: Question 29: On a scale from 1 to 5, with 1 as “Very Dissatisfied” and 5 as “Very Satisfied,” please rate your satisfaction with the following offices and services of Troy University: (Select “Not Applicable” if the item does not apply to you.) CROSS TABULATION BY COLLEGE**

		From which college will you be graduating?									
		Arts & Sciences		Sorrell College of Business		Communication and Fine Arts		Education		Health & Human Services	
		n	%	n	%	n	%	n	%	n	%

Neutral 54 34.2% 60 38.0% 5 3.2% 24 15.2% 15 9.5%



Trojan Web Express	Very Dissatisfied	26	47.3%	20	36.4%	1	1.8%	4	7.3%	4	7.3%
--------------------	-------------------	----	-------	----	-------	---	------	---	------	---	------

Satisfied	123	39.8%	92	29.8%	7	2.3%	47	15.2%	40	12.9%
Very Satisfied	81	40.9%	52	26.3%	2	1.0%	39	19.7%	24	12.1%
Not Applicable	458	45.5%	285	28.3%	36	3.6%	139	13.8%	88	8.7%

Food Services	Very Dissatisfied	12	18.2%
---------------	----------------------	----	-------

2010 -11 Senior Survey Report

45	21.8%	32	15.5%
32	20.6%	22	14.2%
163	13.4%	97	8.0%
5	21.7%	4	17.4%
5	14.3%	3	8.6%
26	14.8%	22	12.5%
40	8.3%	28	12.8%
40	23.4%	26	

Very Satis  
Not Applic

[Redacted]

2010 -11 Senior Survey Report

Student organizations	13	36.1%	13	36.1%	0	.0%	7	19.4%	3	8.3%
Not satisfied										
Satisfied	11	28.2%	16	41.0%	0	.0%	6	15.4%	6	15.4%
Not applicable	60	31.1%	65	33.7%	10	5.2%	37	19.2%	21	10.9%
Not applicable	87	28.8%	86	28.5%	20	6.6%	70	23.2%	39	12.9%
Satisfied	69	32.7%	44	20.9%	11	5.2%	57	27.0%	30	14.2%
Not applicable	519	49.7%	335	32.1%	11	1.1%	98		82	7.8%

Satisfied	191	39.1%	149
-----------	-----	-------	-----



2010 -11 Senior Survey Report

Courses were offered frequently enough for timely completion of my degree program.	Strongly Disagree	40	36.4%	41	37.3%	3	2.7%	17	15.5%	9	8.2%
	Disagree	63	35.2%	53	29.6%	9	5.0%	37	20.7%	17	9.5%
	Neutral	85	35.9%	95	40.1%	13	5.5%	26	11.0%	18	7.6%
	Agree	334	42.5%	236	30.0%	18	2.3%	117	14.9%	81	10.3%
	Strongly Agree	245	45.5%	139	25.8%	9	1.7%	83	15.4%	62	11.5%
The intellectual caliber of students in my academic program was high.	Strongly Disagree	21	35.6%	20	33.9%	3	5.1%	8	13.6%	7	11.9%
	Disagree	55	40.7%	41	30.4%	9	6.7%	17	12.6%	13	9.6%
	Neutral	178	43.1%	140	33.9%	16	3.9%	57	13.8%	22	5.3%
	Agree	338	40.5%	261	31.3%	15	1.8%	133	15.9%	88	10.5%
	Strongly Agree	177	43.7%	101	24.9%	9	2.2%	64	15.8%	54	13.3%
The degree program in which I enrolled is valuable for me in my employment.	Strongly Disagree	12	33.3%	11	30.6%	2	5.6%	6	16.7%	5	13.9%
	Disagree	25	52.1%	20	41.7%	1	2.1%	2	4.2%	0	.0%
	Neutral	125	48.4%	62	24.0%	10	3.9%	32	12.4%	29	11.2%



Troy University faculty

**Report 16: Question 31: Please provide your overall ratings of Troy University: CROSS TABULATION BY COLLEGE**







## Troy University 10-11 Senior Survey Frequencies - Overall

### Frequency Tables for All Data

**Gender:**

		Frequency	Percent	Valid Percent	Cumulative Percent
Valid	Male	664	34.9	35.2	35.2
	Female	1224	64.3	64.8	100.0
	Total	1888	99.2	100.0	
Missing	System	16	.8		
Total		1904	100.0		

**Age:**

Frequency    Percent





## 2010 -11 Senior Survey Report

Colombo, Sri Lanka	1	.1	.3	25.6
Covington, Georgia	14	.7	3.5	29.1
Davis-Monthan AFB, Arizona	2	.1	.5	29.6
Distance Learning, Florida/Western Region	6	.3	1.5	31.1

---

---

---

!

!



**What is your major/concentration in the Sorrell College of Business?**

		Frequency	Percent	Valid Percent	Cumulative Percent
Valid	Associate of Science in Business	11	.6	2.0	2.0
	Accounting	104	5.5	18.4	20.4
	Finance	41	2.2	7.3	27.7
	Marketing	29	1.5	5.1	32.8
	Management	113	5.9	20.0	52.8
	Human Resource Management	66	3.5	11.7	64.5
	Hospitality and Tourism Management	5	.3	.9	65.4
	Information System	10	.5	1.8	67.2
	General Business	92	4.8	16.3	83.5
	International Business	26	1.4	4.6	88.1

Risk Management anS Tc.00348 ref1 g137.4 383.52 121 502.98 .96002 17.52 ref1 g438.66 5 g368.46 366 .96002 17.5

2010 -11 Senior Survey Report

		Frequency	Percent	Valid Percent	Cumulative Percent
Valid	Art	3	.2	5.8	5.8
	Art Education	2	.1	3.8	9.6
	Art Studio	4	.2	7.7	17.3
	Communication Arts - Dramatic Arts	1	.1	1.9	19.2
	Communication Arts - Communication Studies	3	.2	5.8	25.0
	Design, Technology, and Industry	8	.4	15.4	40.4
	Journalism	6	.3	11.5	51.9
	Broadcast Journalism	7	.4	13.5	65.4
	Music	6	.3	11.5	76.976.9



	Undergraduate transfer student	1009	53.0	64.6	93.5
	Undergraduate transient student	71	3.7	4.5	98.0
	First-time graduate student	15	.8	1.0	99.0
	Graduate transfer student	15	.8	1.0	99.9
	Graduate transient student	1	.1	.1	100.0
	Total	1562	82.0	100.0	
Missing	System	342	18.0		
Total		1904	100.0		

**How many credit hours did you transfer to Troy University from another college or university?**

	Frequency	Percent	Valid Percent	Cumulative Percent
Valid	257	13.5	13.7	13.7
16-30	315	16.5	16.8	30.4
More than 30	1016	53.4	54.0	84.5
I did not transfer any credit hours.	292	15.3	15.5	100.0
Total	1880	98.7	100.0	
Missing	System	24	1.3	
Total	1904	100.0		

mat at

ative

ent

Missing	System	8	.4		
Total		1904			




Total	1898	99.7	100.0
Missing System	6	.3	
Total	1904	100.0	

**What do you plan to do after you graduate?**

	Frequency	Percent	Valid Percent	Cumulative Percent
--	-----------	---------	---------------	--------------------

**If you plan to continue your education, what is your ultimate goal?**



A horizontal bar chart with a single bar for the category '40 or more hours'. The bar is black and extends to the right. Below the bar, the category name and four numerical values are listed.

40 or more hours	986	51.8	65.4	100.0
------------------	-----	------	------	-------

■

---

---

---

■

Yes	68	3.6	3.6	100.0
Total	1904	100.0	100.0	





**Mathematical skills**

		Frequency	Percent	Valid Percent	Cumulative Percent
Valid	Excellent	410	21.5	21.9	21.9
	Good	799	42.0	42.8	64.7
	Average	533	28.0	28.5	93.2



2010 -11 Senior Survey Report

	Average	281	14.8	15.0	97.2
	Fair	42	2.2	2.2	99.4
	Poor	11	.6	.6	100.0
	Total	1875	98.5	100.0	
Missing	System	29	1.5		

**Appreciation of the arts**

2010 -11 Senior Survey Report

	Good	781	41.0	41.7	85.7
	Average	229	12.0	12.2	98.0
	Fair	28	1.5	1.5	99.5
	Poor	10	.5	.5	100.0
	Total	1872	98.3	100.0	
Missing	System	32	1.7		



2010 -11 Senior Survey Report

	Fair	39	2.0	2.1	98.1
	Poor	35	1.8	1.9	100.0
	Total	1864	97.9	100.0	
Missing	System	40	2.1		
	Total	1904	100.0		

		Frequency	Percent	Valid Percent	Cumulative Percent
Valid	Excellent	775	40.7	41.6	41.6
	Good	819	43.0	44.0	85.6
	Average	221	11.6	11.9	97.5
	Fair	29	1.5	1.6	99.0
	Poor	18	.9	1.0	100.0
	Total	1862	97.8	100.0	
	System	42	2.2		



Frequency	Percent	Valid Percent
-----------	---------	---------------

▪	Average	328	17.2	17.5	92.7
---	---------	-----	------	------	------



N/A

**Library**

		Frequency	Percent	Valid Percent	Cumulative Percent
Valid	Excellent	433	22.7	23.1	23.1
	Good	588	30.9	31.3	54.4
	Average	331	17.4	17.6	72.0
	Fair	96	5.0		





N/A	1246	65.4	67.0	100.0
864 total			100.0	

**Veteran Services**

		Frequency	Percent	Valid Percent	Cumulative Percent
Valid	Very Dissatisfied	34	1.8	1.8	1.8
	Dissatisfied	24	1.3	1.3	3.1
	Neutral	159	8.4	8.5	11.6
	Satisfied	276	14.5	14.8	26.4
	Very Satisfied	331	17.4	17.7	44.1
	Not Applicable	1044	54.8	55.9	100.0
	Total	1868	98.1	100.0	98.1

	Frequency	Percent	Valid Percent	Cumulative Percent
--	-----------	---------	---------------	-----------------------

	Neutral	185	9.7	9.8	15.9
	Satisfied	742	39.0	39.5	55.3
	Very Satisfied	787	41.3	41.9	97.2
	Not Applicable	53	2.8	2.8	100.0
	Total	1880	98.7	100.0	
Missing	System	24	1.3		
Total		1904	100.0		

**Adaptive Needs Services**

		Frequency	Percent	Valid Percent	Cumulative Percent
Valid	Very Dissatisfied	28	1.5	1.5	1.5
	Dissatisfied	19	1.0	1.0	2.5
	Neutral	168	8.8	9.0	11.5
	Satisfied	266	14.0	14.2	25.7
	Very Satisfied	168	8.8	9.0	34.6
	Not Applicable	1226	64.4	65.4	100.0
	Total	1875	98.5	100.0	
Missing	System	29	1.5		
Total		1904	100.0		

**Student Support Services (SSS)**

		Frequency	Percent	Valid Percent	Cumulative Percent
Valid	Very Dissatisfied	42	2.2	2.2	2.2
	Dissatisfied	32	1.7	1.7	4.0
	Neutral	229	12.0	12.2	16.2
	Satisfied	363	19.1	19.4	35.6
	Very Satisfied	309	16.2	16.5	52.1



	Not Applicable	898	47.2	47.9	100.0
	Total	1873	98.4	100.0	
Missing	System	31	1.6		
Total		1904	100.0		

**Career Services**

		Frequency	Percent	Valid Percent	Cumulative Percent
Valid	Very Dissatisfied	45	2.4	2.4	2.4
	Dissatisfied	51	2.7	2.7	5.1
	Neutral	249	13.1	13.3	18.4
	Satisfied	315	16.5	16.8	35.2
	Very Satisfied	203	10.7	10.8	46.0

**Counseling Services**

		Frequency	Percent	Valid Percent	Cumulative Percent
Valid	Very Dissatisfied	68	3.6	3.6	3.6
	Dissatisfied	69	3.6	3.7	7.3
	Neutral	235	12.3	12.6	19.9
	Satisfied	306	16.1	16.4	36.3
	Very Satisfied	276	14.5	14.8	51.0
	Not Applicable	915	48.1	49.0	100.0
	Total	1869	98.2	100.0	
Missing	System	35	1.8		
Total		1904	100.0		

**Bookstore Services**

Frequency    Percent    Valid Percent



2010 -11 Senior Survey Report

Neutral	173	9.1	9.2	12.7
Satisfied	185	9.7	9.9	22.6
Very Satisfied	132	6.9	7.0	29.6
Not Applicable	1318	69.2	70.4	100.0
Total	1873	98.4	100.0	

	Not Applicable	1233	64.8	66.0	100.0
	Total	1867	98.1	100.0	
Missing	System	37	1.9		
Total		1904	100.0		

**Athletic programs**





Neutral	228	12.0	12.1	22.5
Agree	918	48.2	48.8	71.3
Strongly Agree				





2010 -11 Senior Survey Report

Disagree	50	2.6	2.7	4.8
Neutral	260	13.7	13.9	18.7
Agree	826	43.4	44.2	62.8
Strongly Agree	695			

---

**Troy University faculty were helpful with my career plan.**

		Frequency	Percent	Valid Percent	Cumulative Percent
Valid	Strongly Disagree	104	5.5	5.6	5.6
	Disagree	156	8.2	8.3	13.9
	Neutral	462	24.3	24.7	38.6

2010 -11 Senior Survey Report

	Agree	727	38.2	38.9	70.9
	Strongly Agree	544	28.6	29.1	100.0
	Total	1869	98.2	100.0	
Missing	System	35	1.8		



2010 -11 Senior Survey Report

		Frequency	Percent	Valid Percent	Cumulative Percent
Valid	Just for the pleasure of it	626	32.9	34.6	34.6
	Because I have to for school	500	26.3	27.7	62.3
	Because I get bored and have nothing else to do	20	1.1	1.1	63.4
	To learn new things on my own	591	31.0	32.7	96.1
	I don't really read much	67	3.5	3.7	99.8
	Because my parents encourage me to	3	.2	.2	100.0







**Which of the following do you read? Check all that apply. :**

**Music/Computers/Entertainment magazines**

Frequency



**Which of the following do you read? Check all that apply. : School papers  
or other newsletters**

		Frequency	Percent	Valid Percent	Cumulative Percent
Valid	No	1106	58.1	58.1	58.1
	Yes	798	41.9	41.9	100.0
	Total	1904	100.0	100.0	

**Which of the following do you read? Check all that apply. : Self-help  
literature**

		Frequency	Percent	Valid Percent	Cumulative Percent
Valid	No	1303	68.4	68.4	68.4
	Yes	601	31.6	31.6	100.0
	Total	1904	100.0	100.0	

**Which of the following do you read? Check all that apply. : Sports  
magazines**

		Frequency	Percent	Valid Percent	Cumulative Percent
Valid	No	1413	74.2	74.2	74.2
	Yes	491	25.8	25.8	100.0
	Total	1904	100.0	100.0	

**Which of the following do you read? Check all that apply. : None of the  
above**

Frequency      Percent      Valid Percent

Which of the following do you read? Check all that apply. : None of the above

	Frequency	Percent	Valid Percent	Cumulative Percent
Valid No	1899	99.7	99.7	99.7
Yes	5	.3	.3	100.0
Total	1904	100.0	100.0	

Not including school assignments, how much do you read?

	Frequency	Percent	Valid Percent	Cumulative Percent
Valid Outside of school				





Definitely not	68	3.6	3.6
----------------	----	-----	-----

Frequency



Frequency    Percent

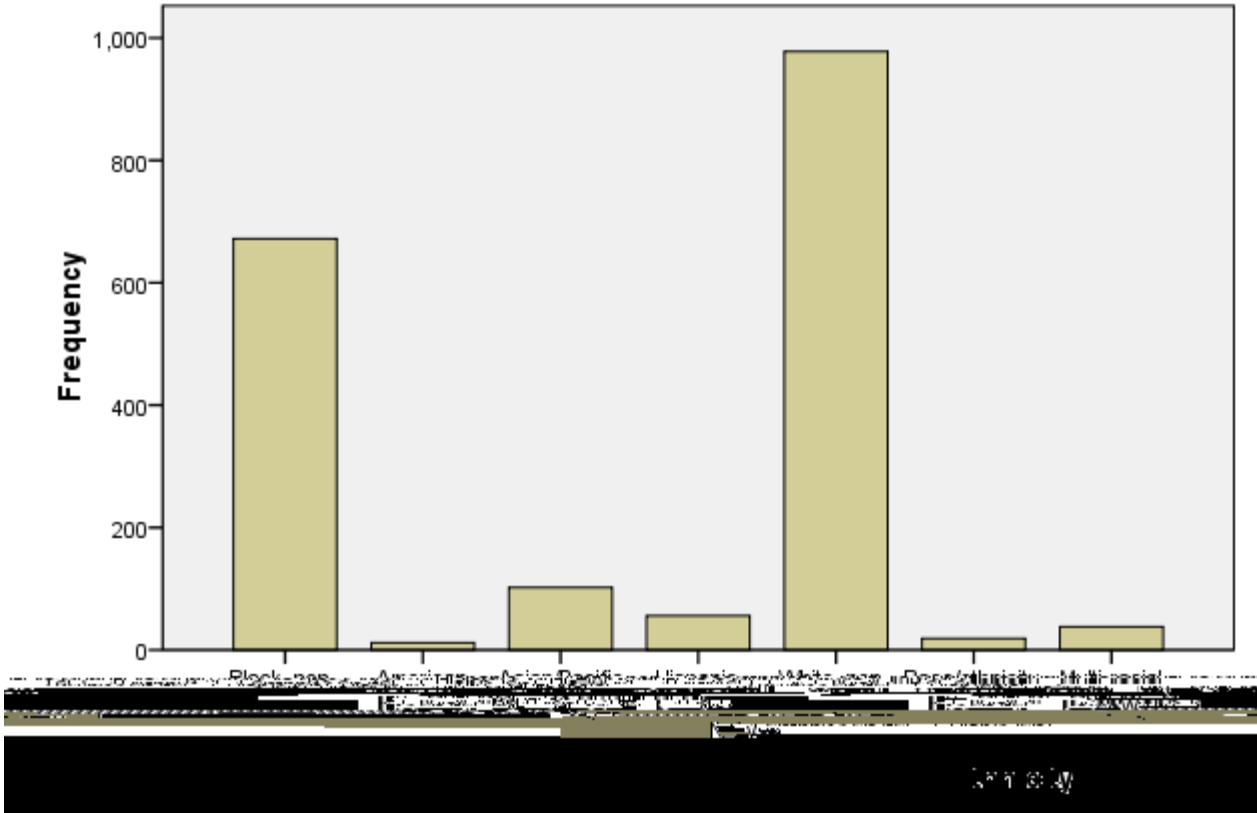


---

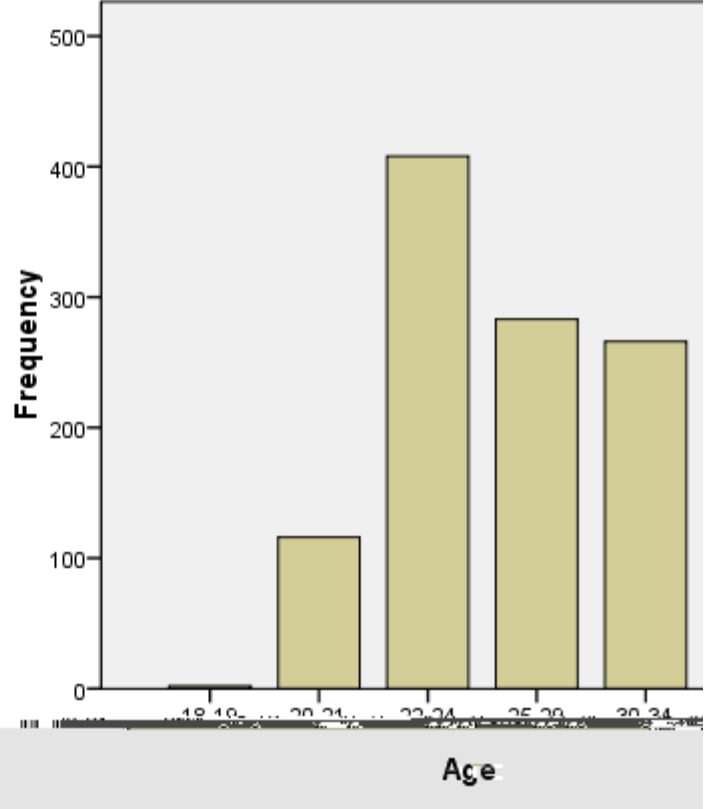
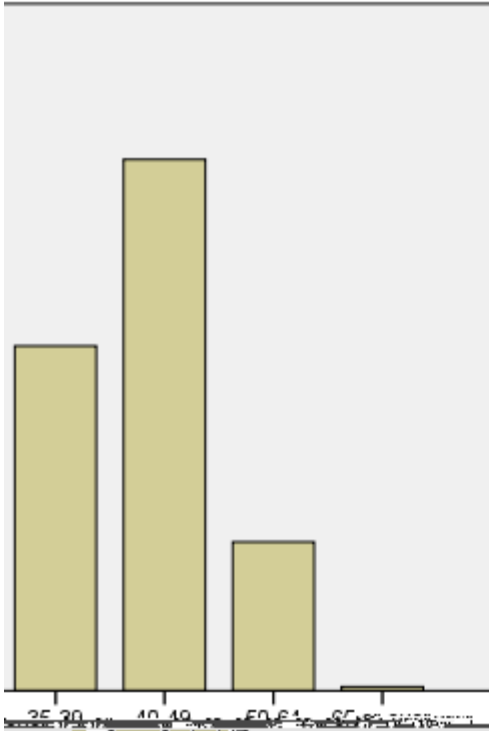
Valid	No	1824	95.8	95.8	95.8
-------	----	------	------	------	------



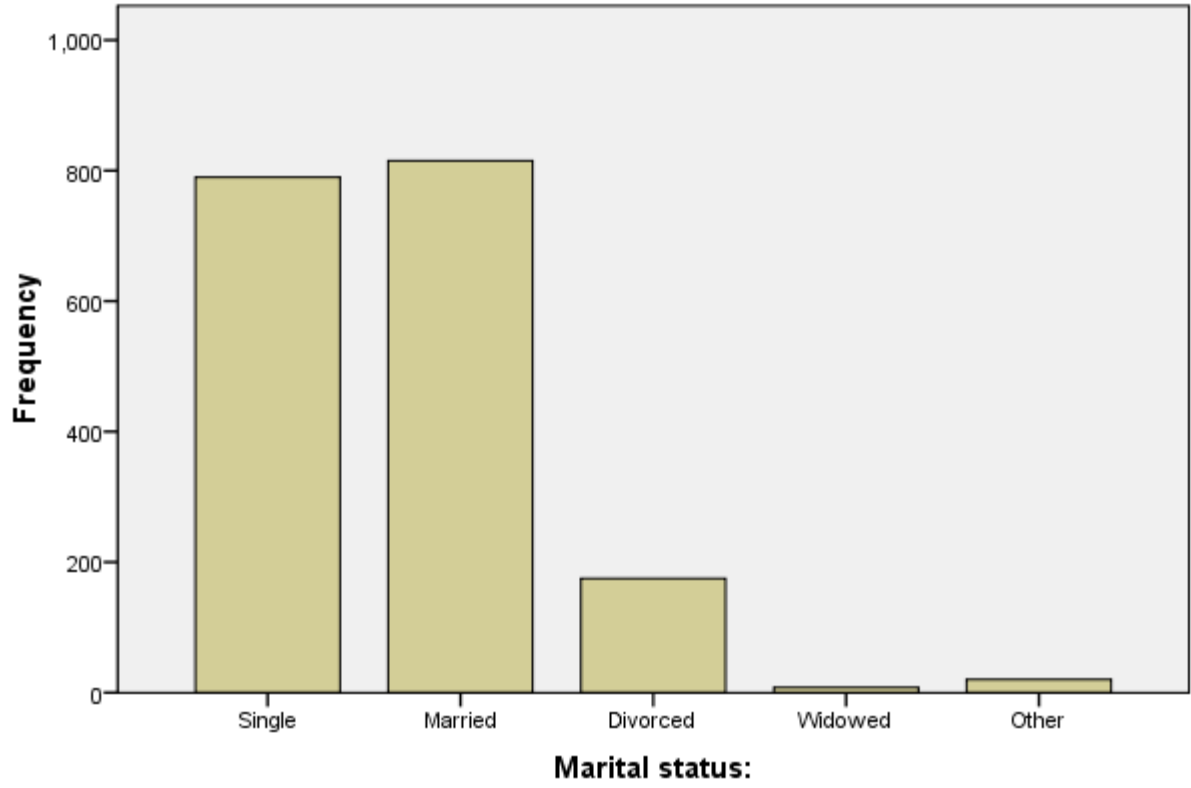
Ethnicity:



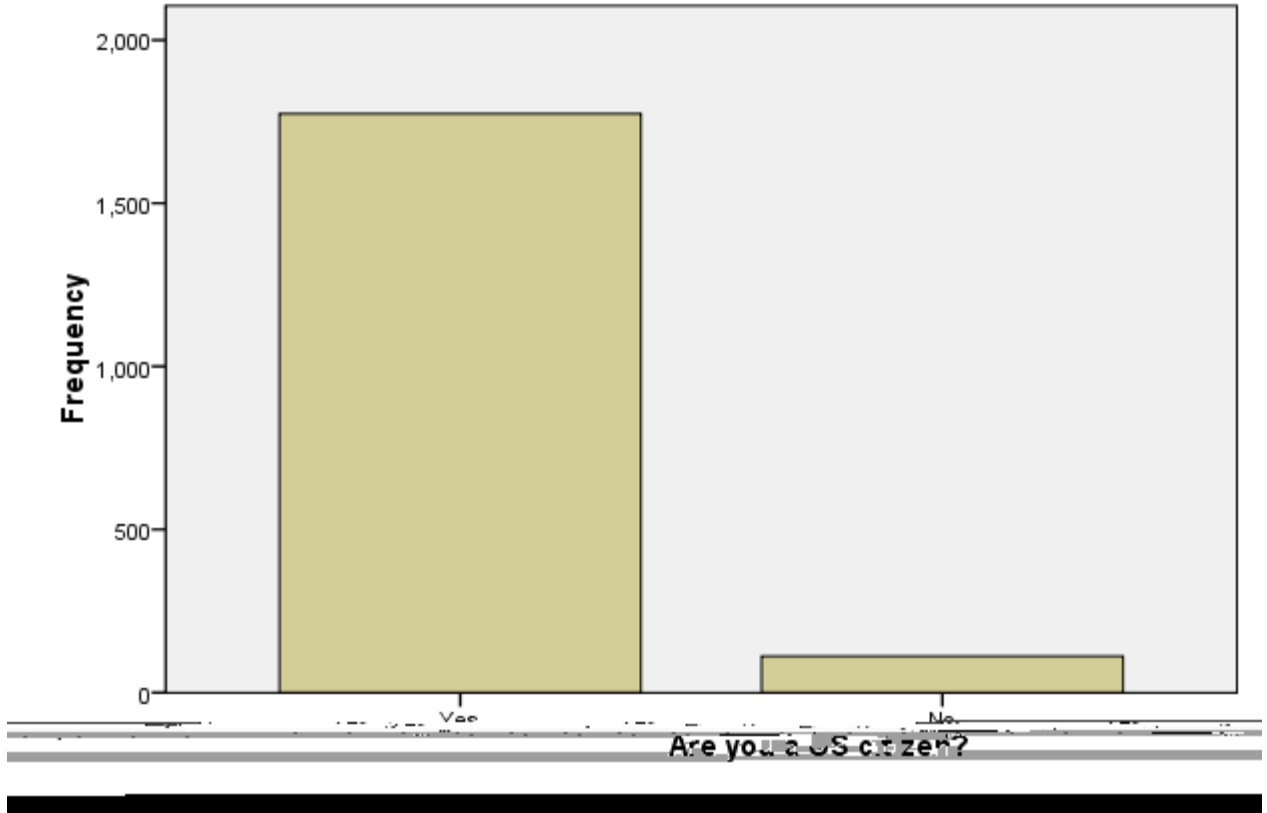
Age:



**Marital status:**

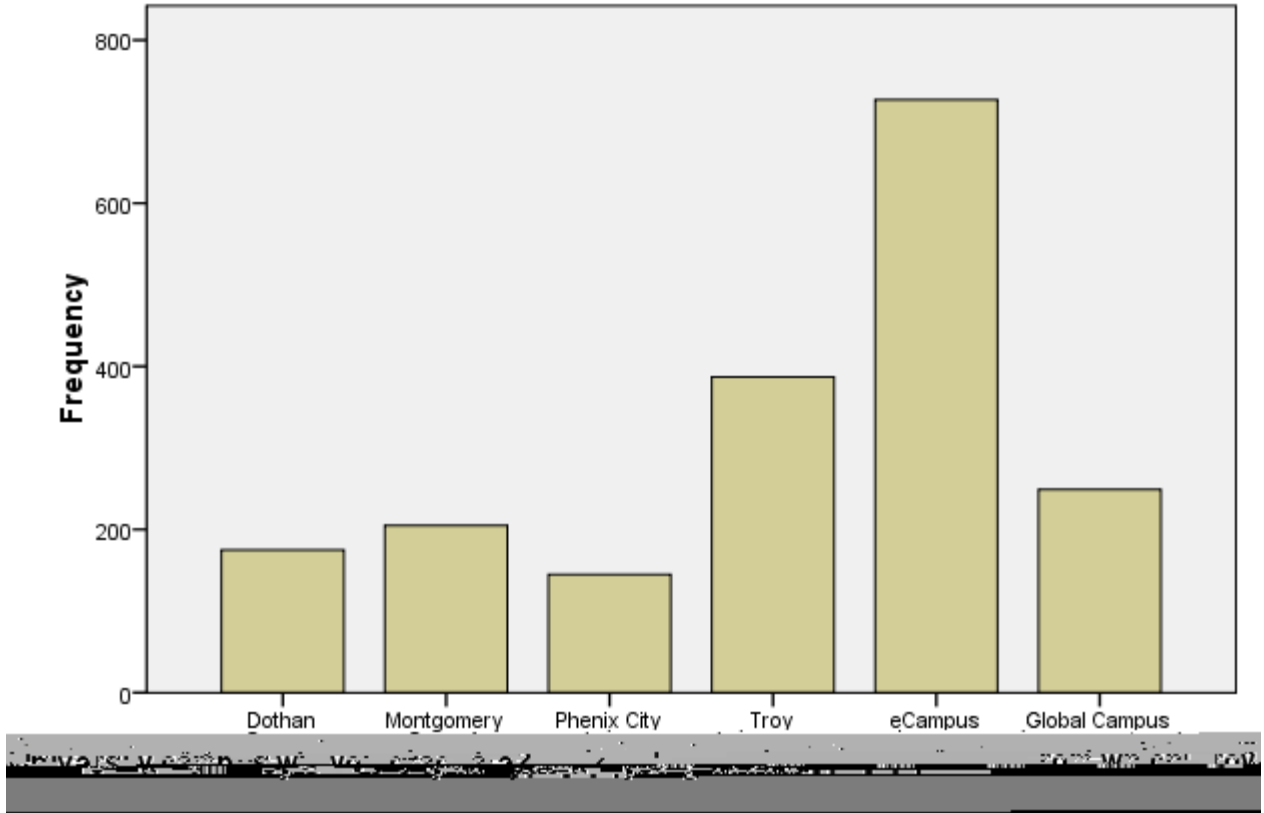



Are you a US citizen?






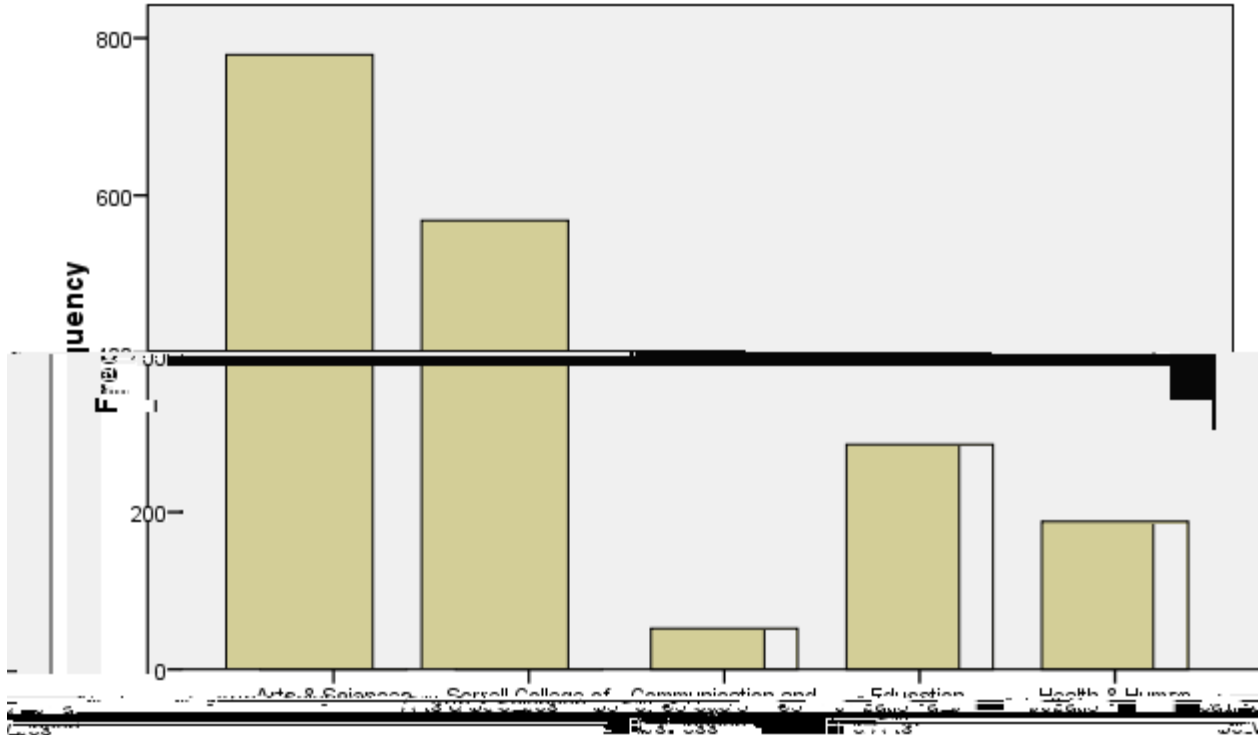
**From which Troy University campus will you graduate?**



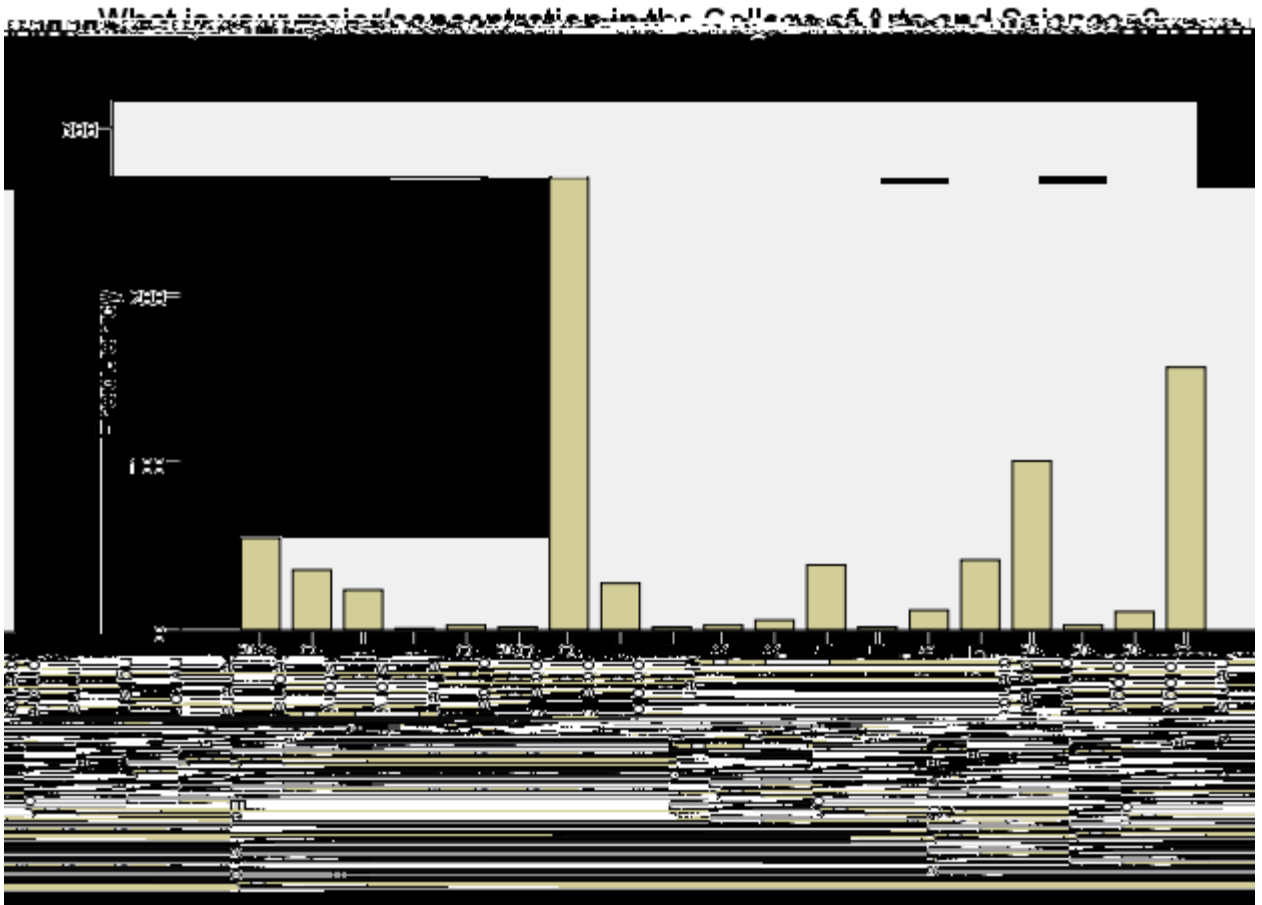




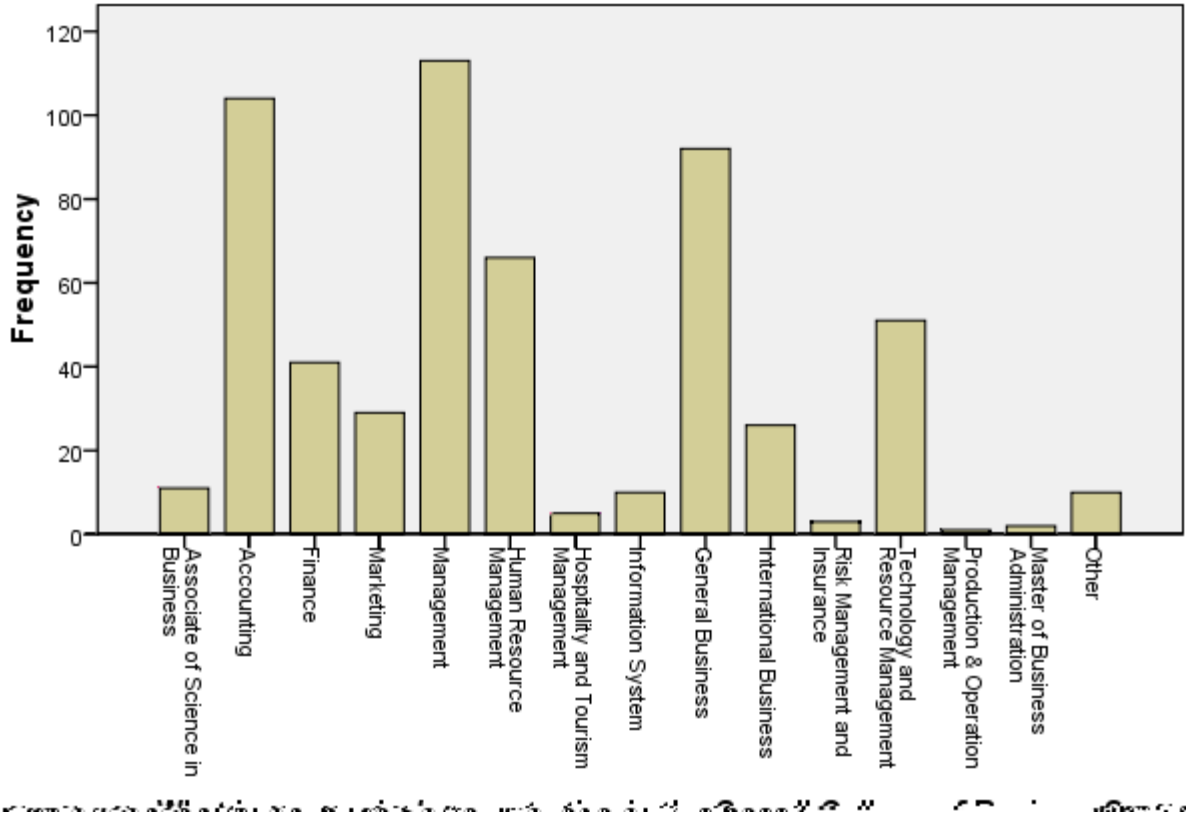
### From which college will you be graduating?



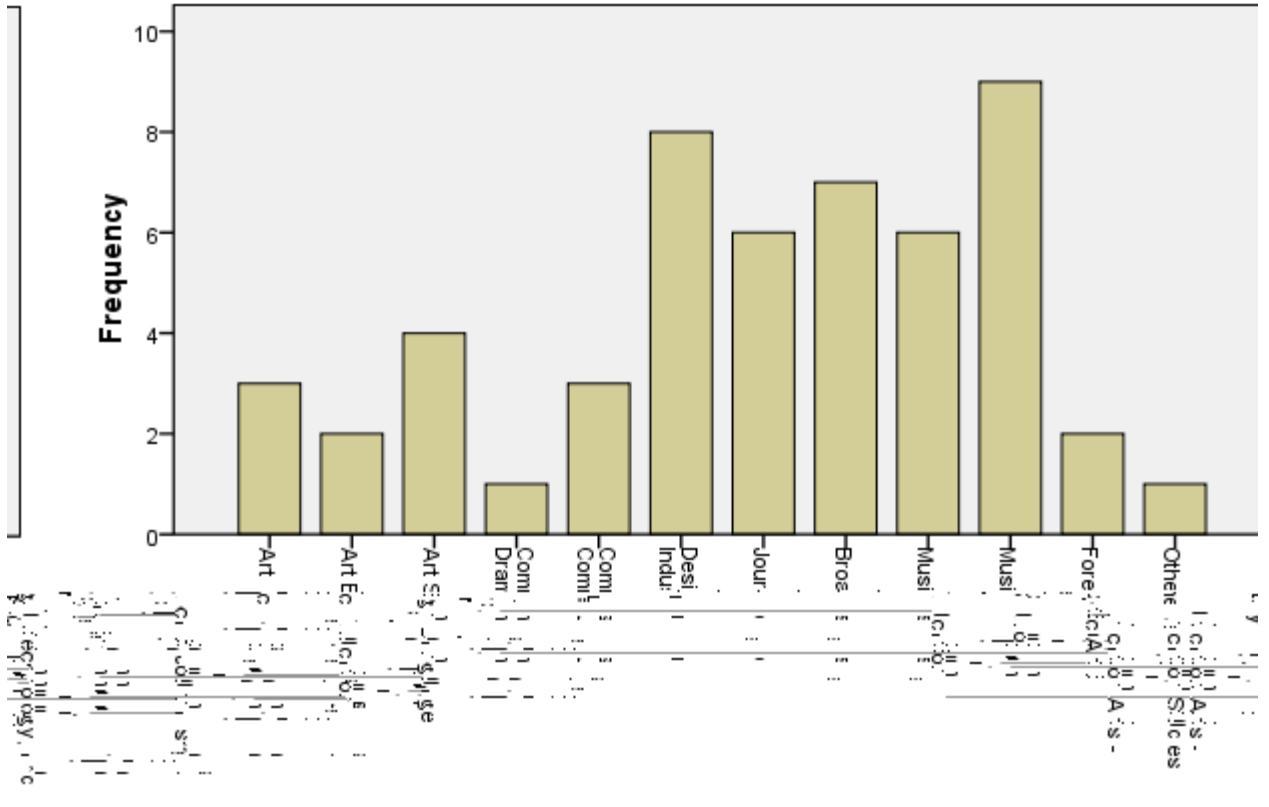
### From which college will you be graduating?



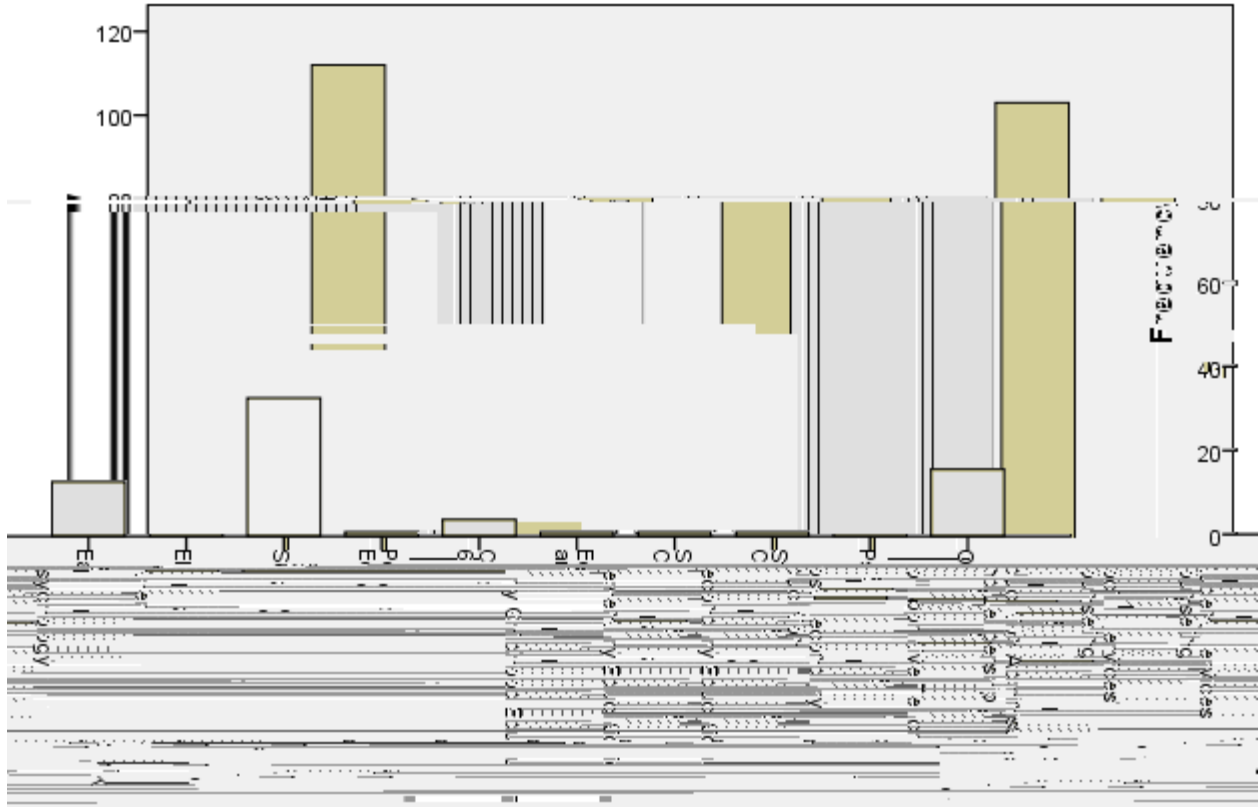
**What is your major/concentration in the Sorrell College of Business?**



What is your major concentration in the College of Communication and Fine Arts?

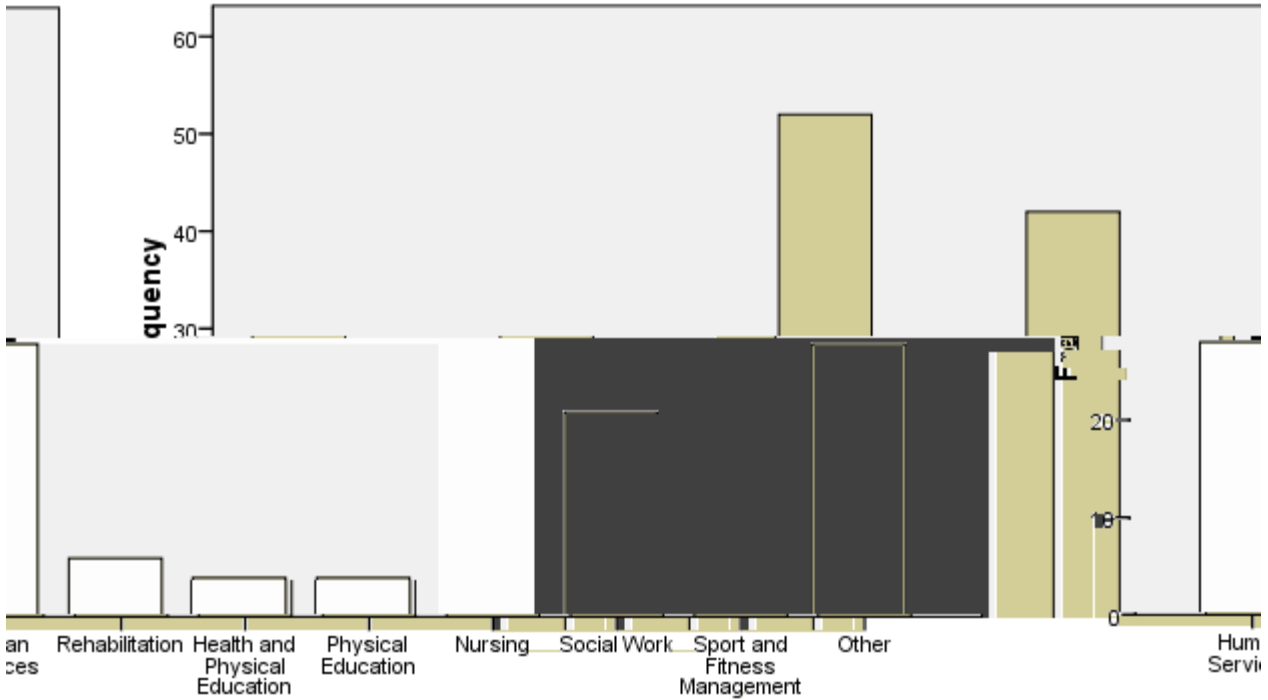


### What is your major/concentration in the College of Education?






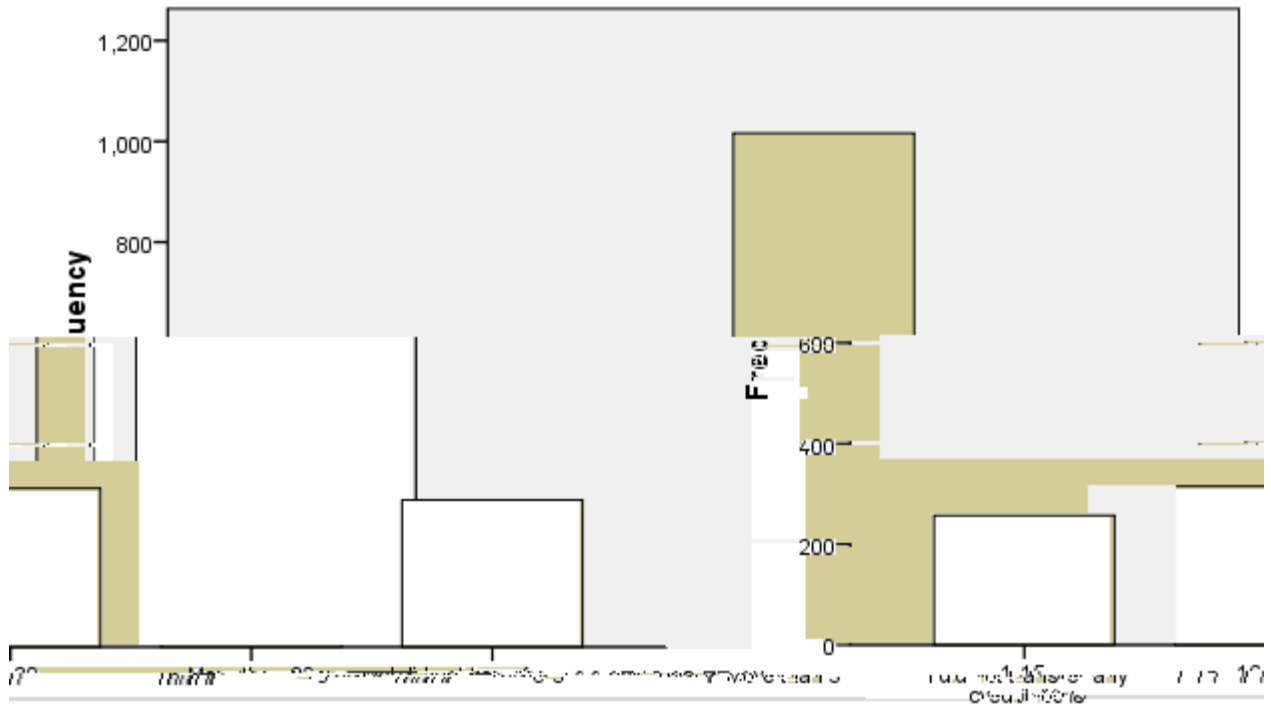
What is your major concentration in the College of Health and Human Services?



What is your major concentration in the College of Health and Human Services?




**How many credit hours did you transfer to Troy University from another college or university?**



**How many credit hours did you transfer to Troy University from another**

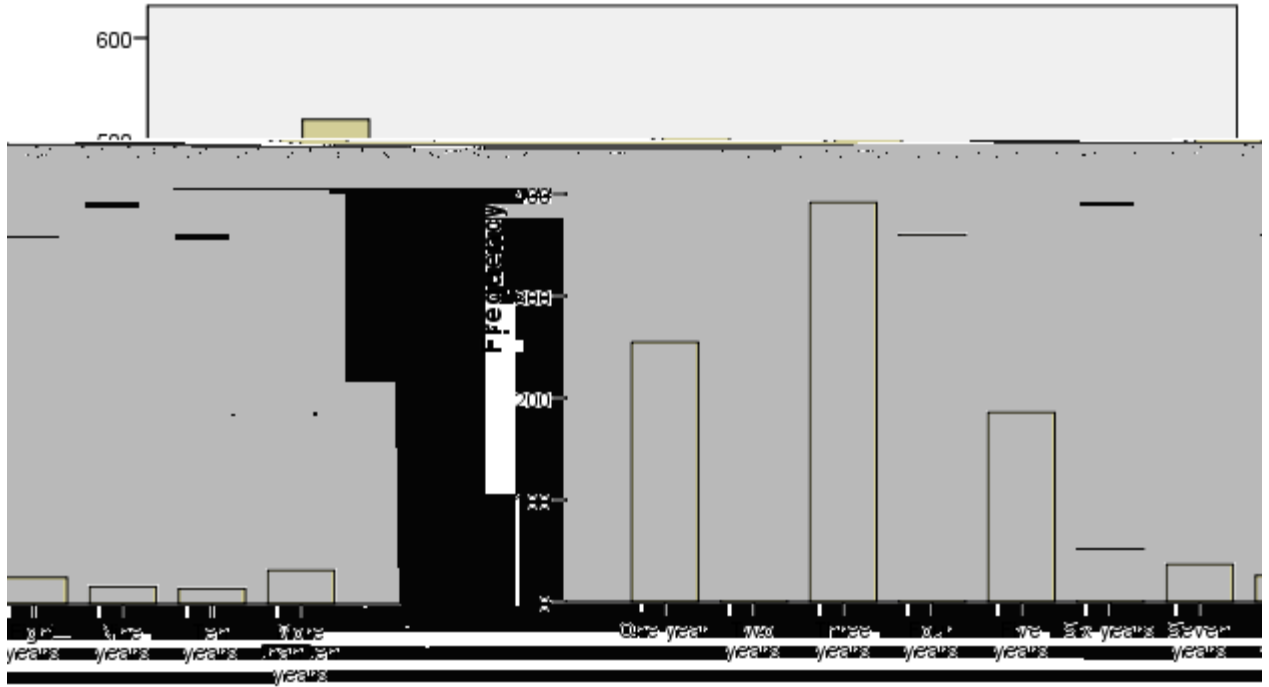
2010-11 Senior Survey Report



Distance Learning

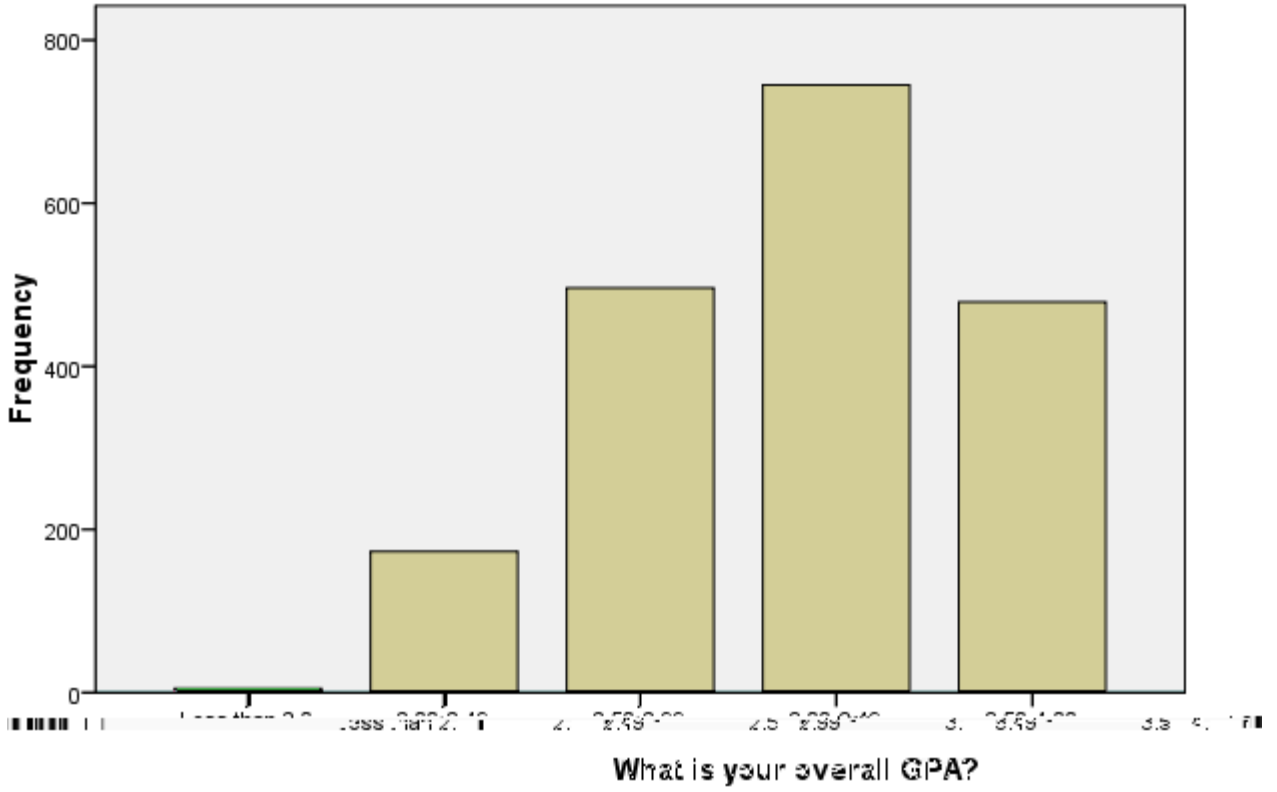
Have you taken any courses online or in any other digital format at Troy University?

### How long have you attended Troy University?



University? \_\_\_\_\_ How long have you attended Troy

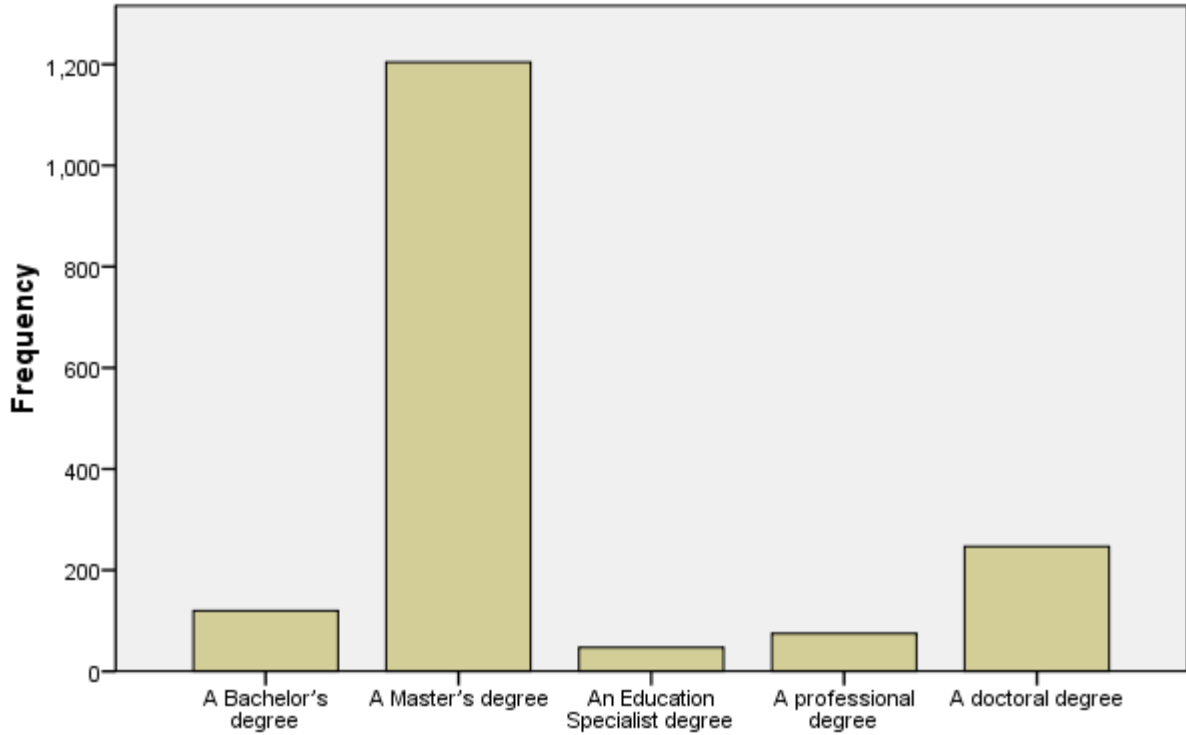
**What is your overall GPA?**



### What do you plan to do after you graduate?

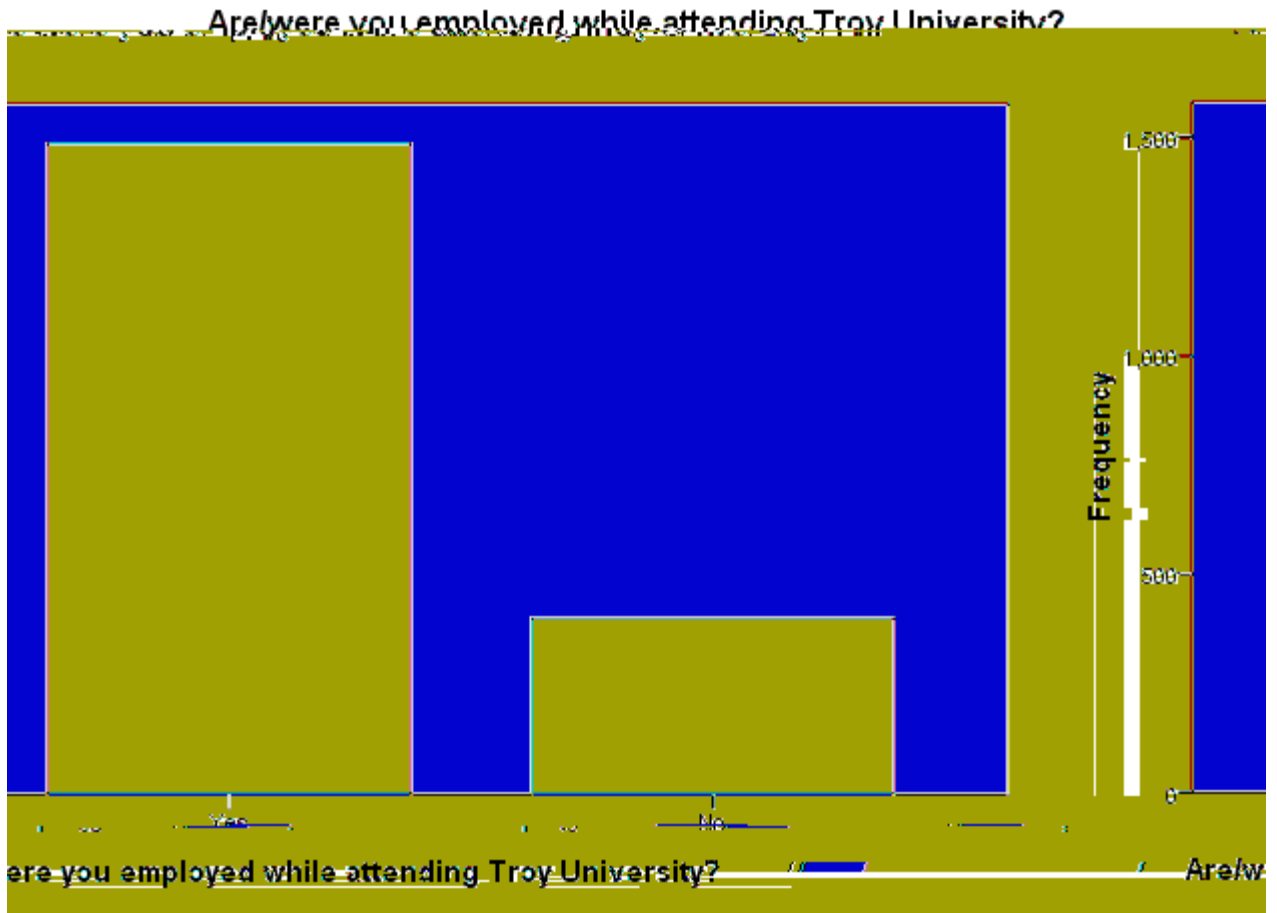



**If you plan to continue your education, what is your ultimate goal?**



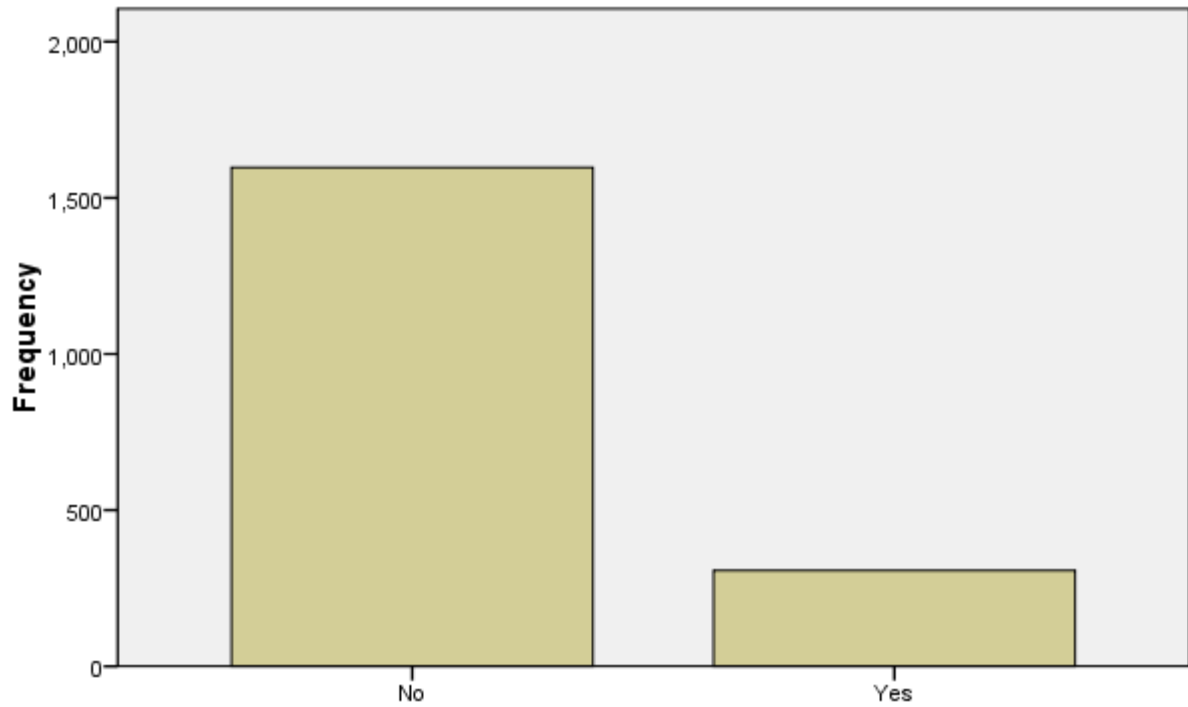
**If you plan to continue your education, what is your ultimate goal?**








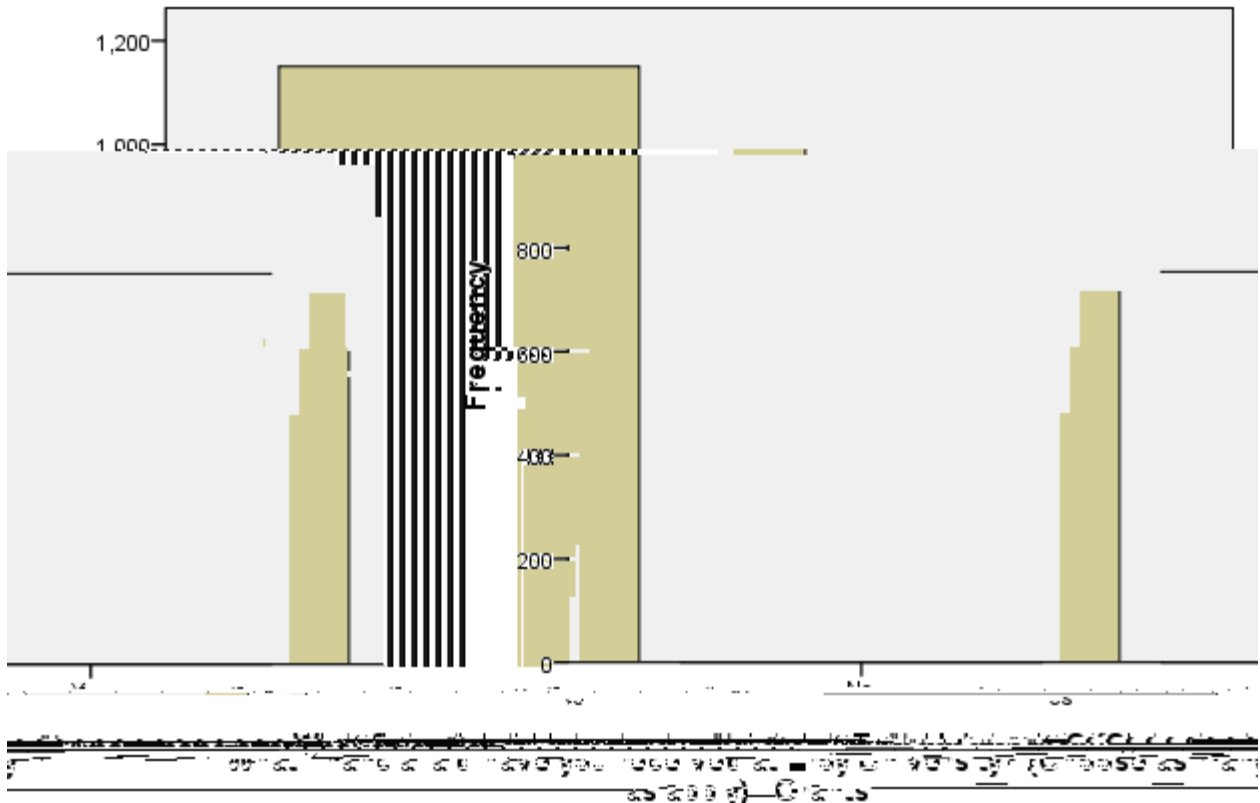
**What financial aid have you received at Troy University? (Choose as many as apply) : Scholarship/fellowship**




~~What financial aid have you received at Troy University? (Choose as many as apply) : Scholarship/fellowship~~



**What financial aid have you received at Troy University? (Choose as many as apply) : Grants**



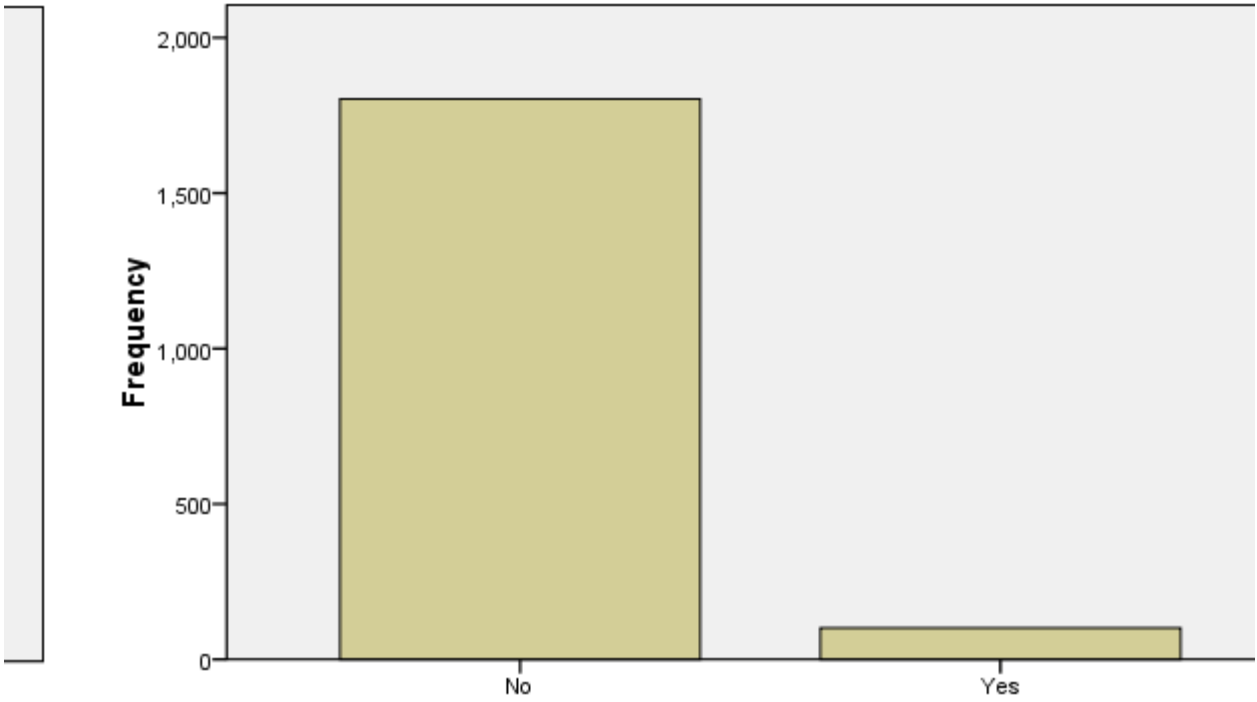
What financial aid have you received at Troy University? (Choose as many as apply) : 02/25



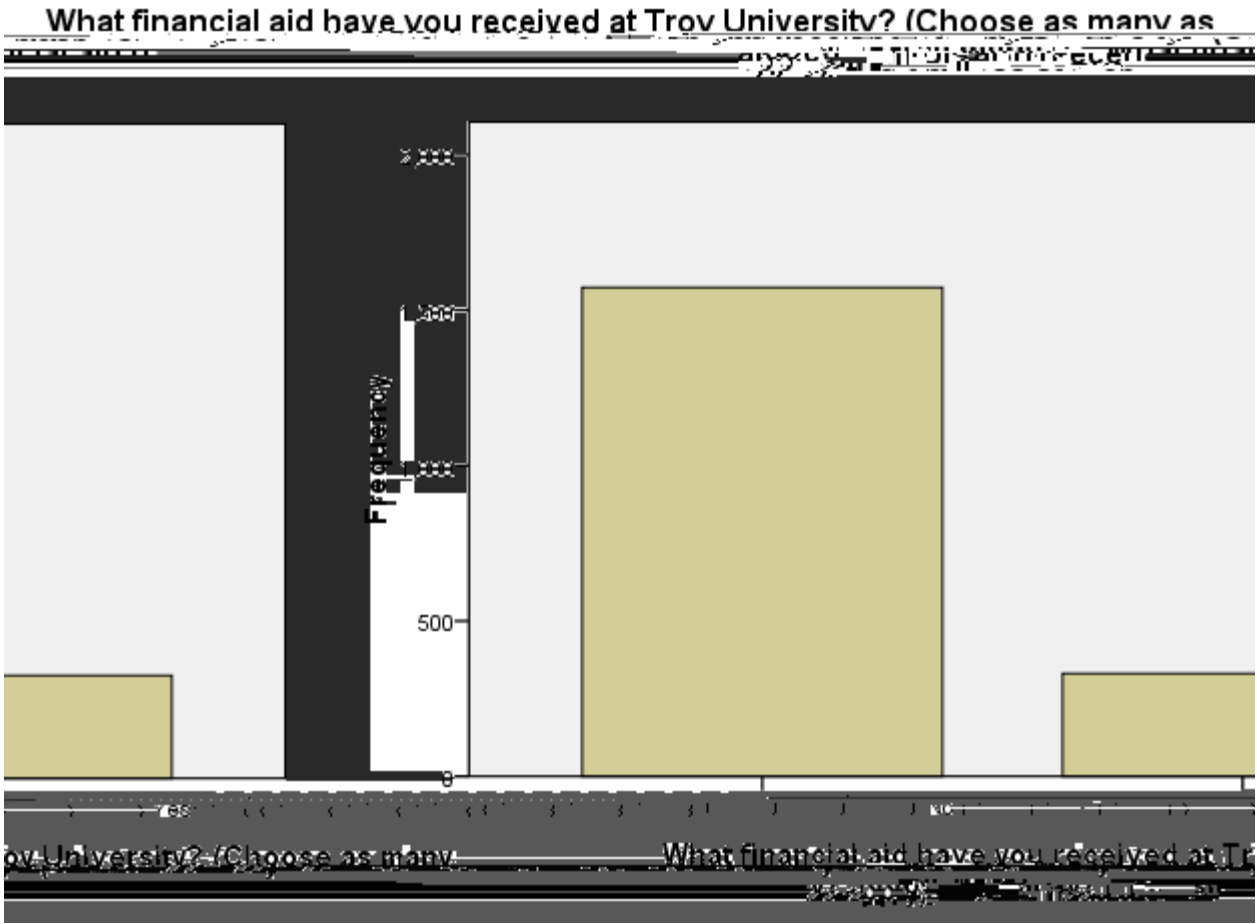
What financial aid have you received at Troy University? (Choose as many as apply) : 02/25

What financial aid have you received at Troy University? (Choose as many as apply) : 02/25

What financial aid have you received at Troy University? (Choose as many as apply)

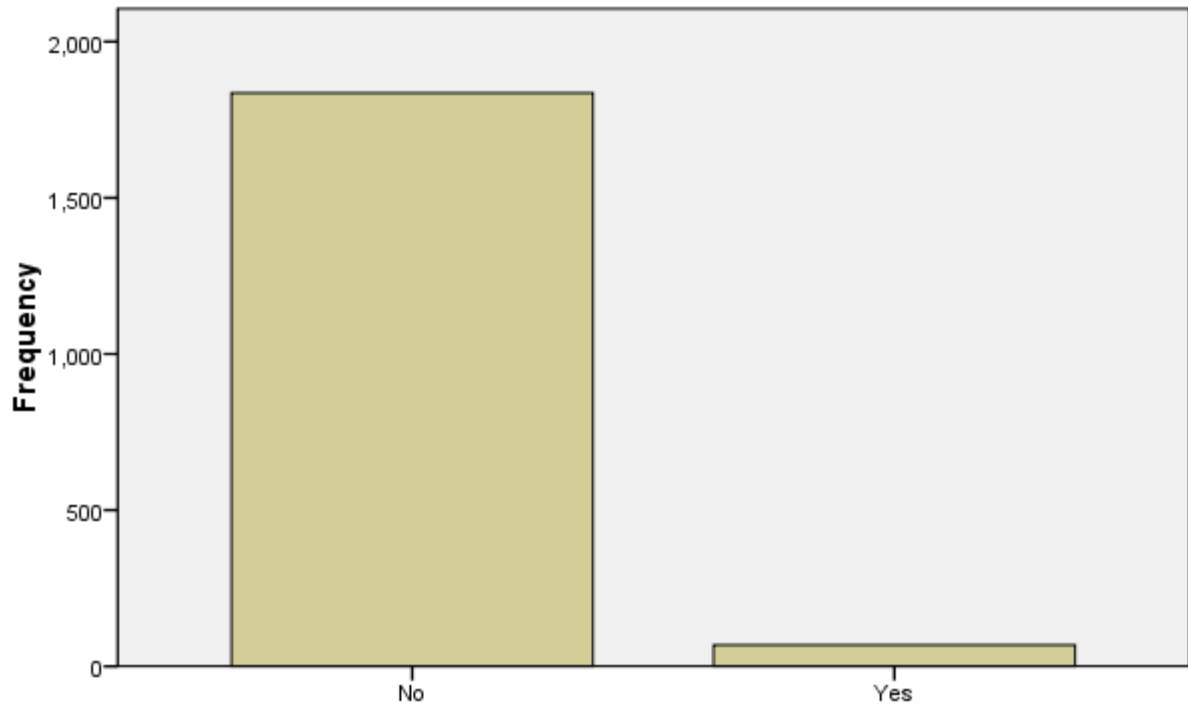


ny What financial aid have you received at Troy University? (Choose as many as apply)



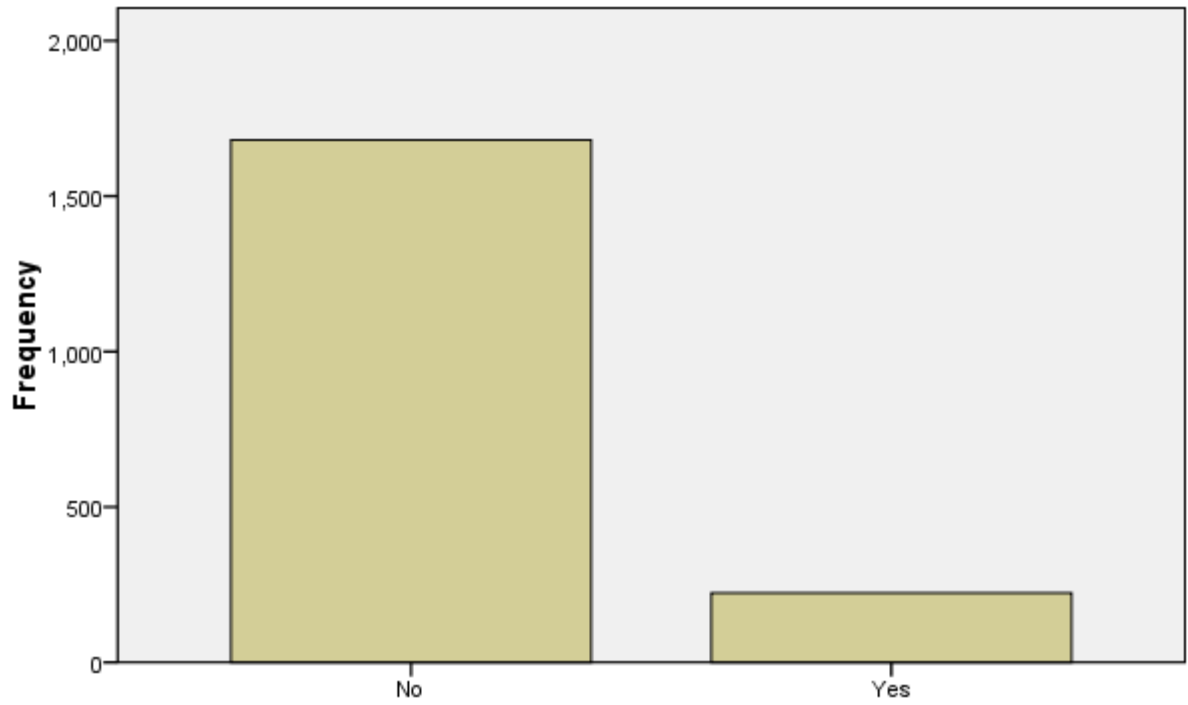


**What financial aid have you received at Troy University? (Choose as many as apply) : Third party pay**

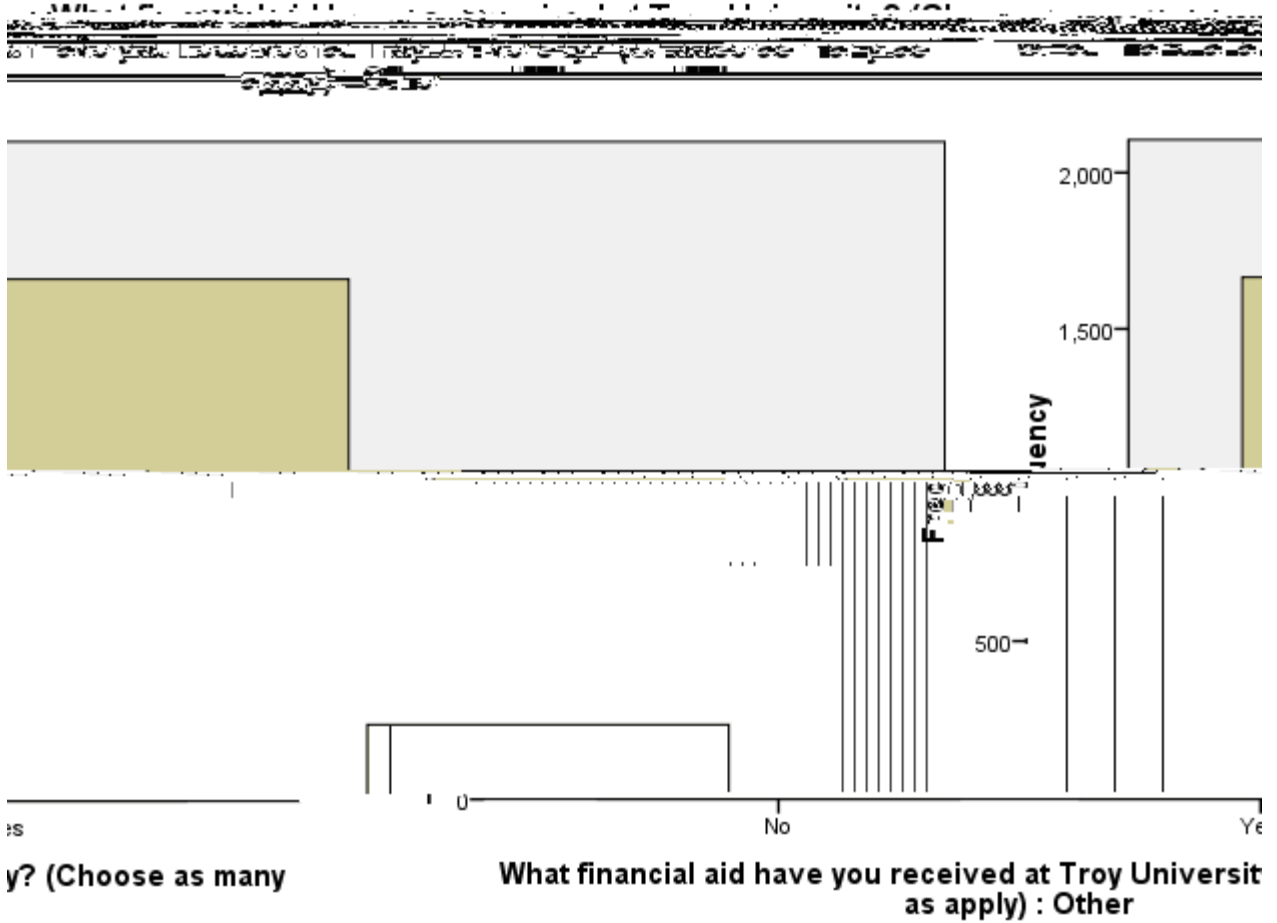


~~What financial aid have you received at Troy University? (Choose as many as apply) : Third party pay~~

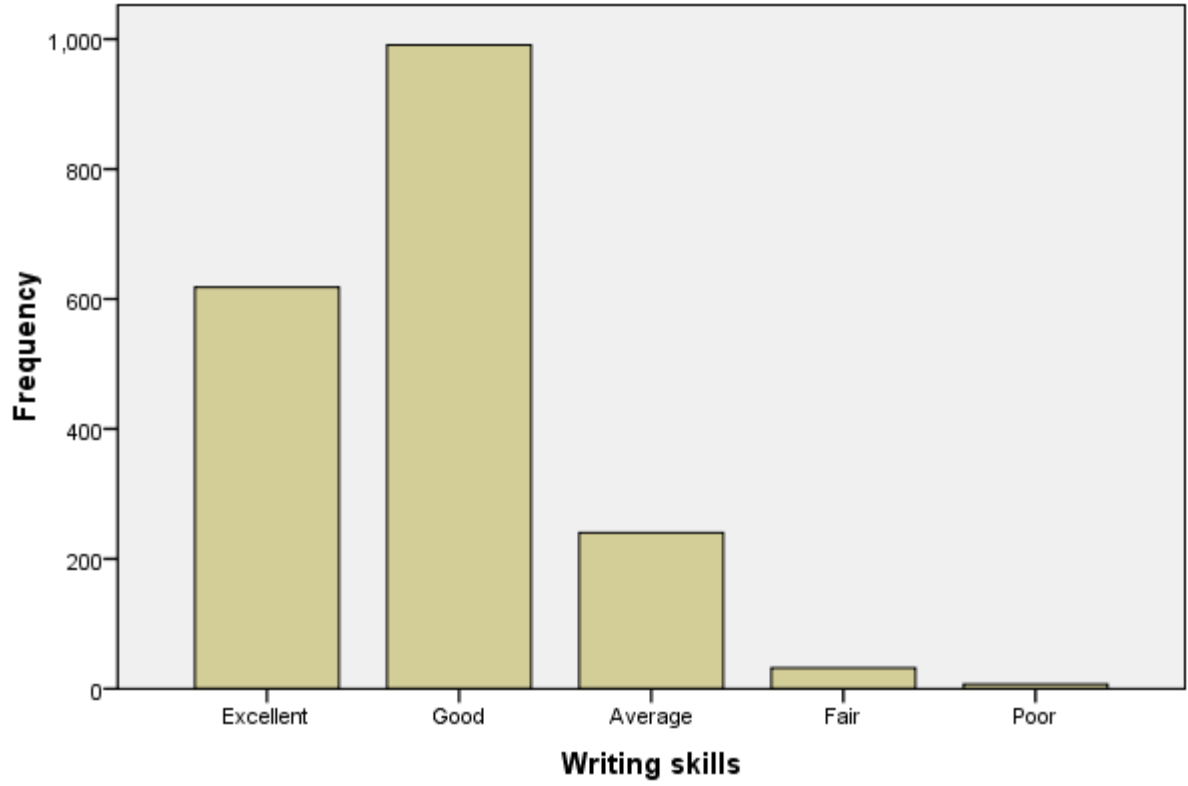
**What financial aid have you received at Troy University? (Choose as many as apply) : None**

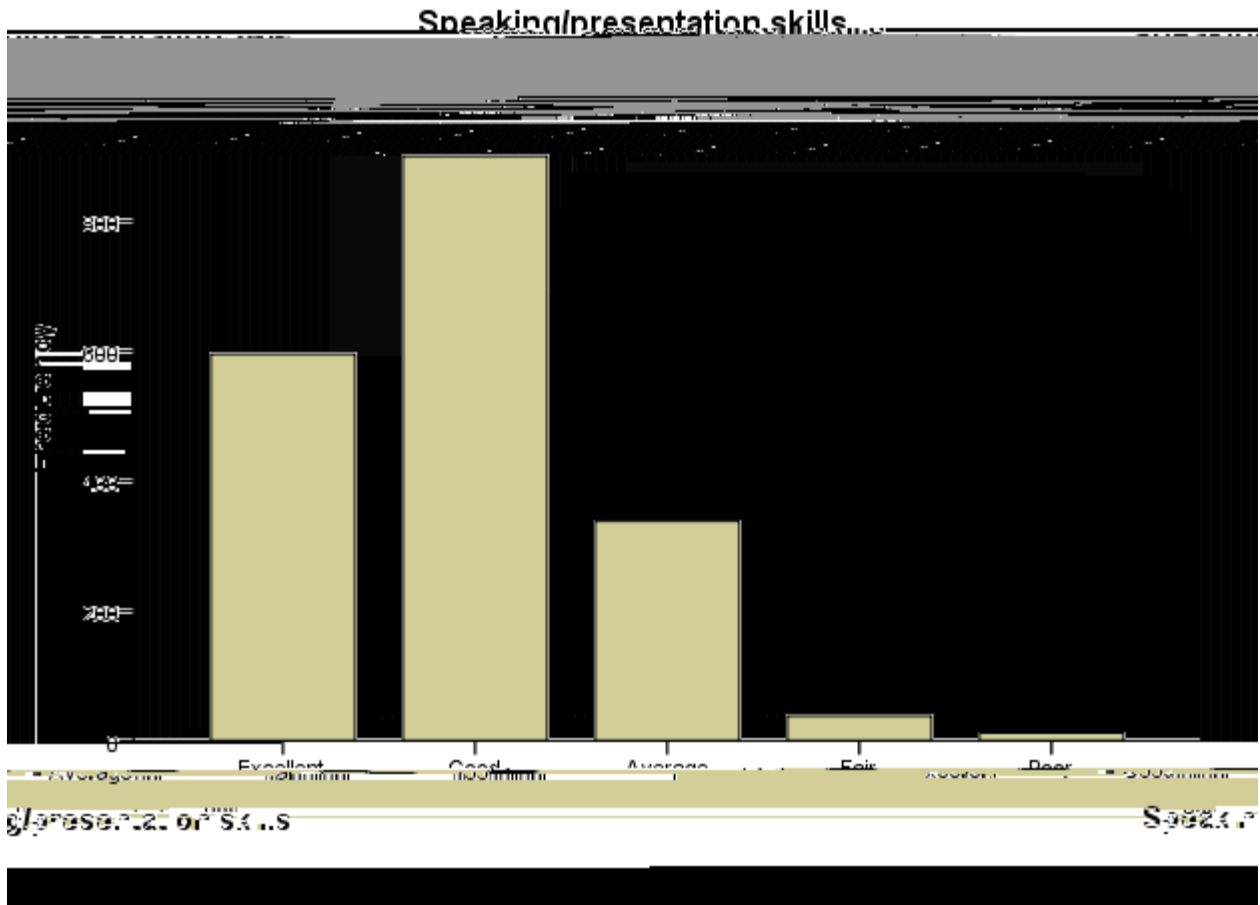


**What financial aid have you received at Troy University? (Choose as many as apply) : None**



### Writing skills





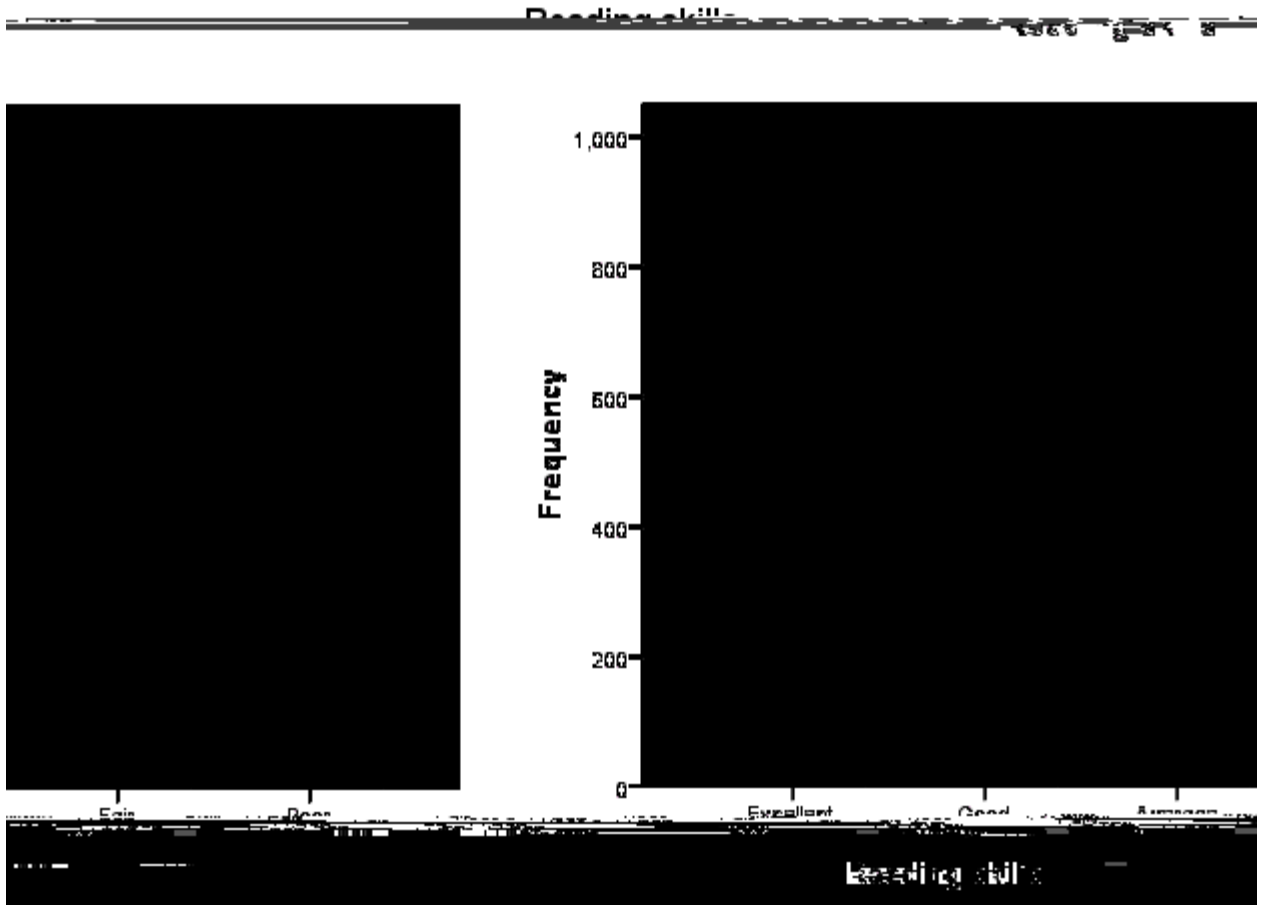
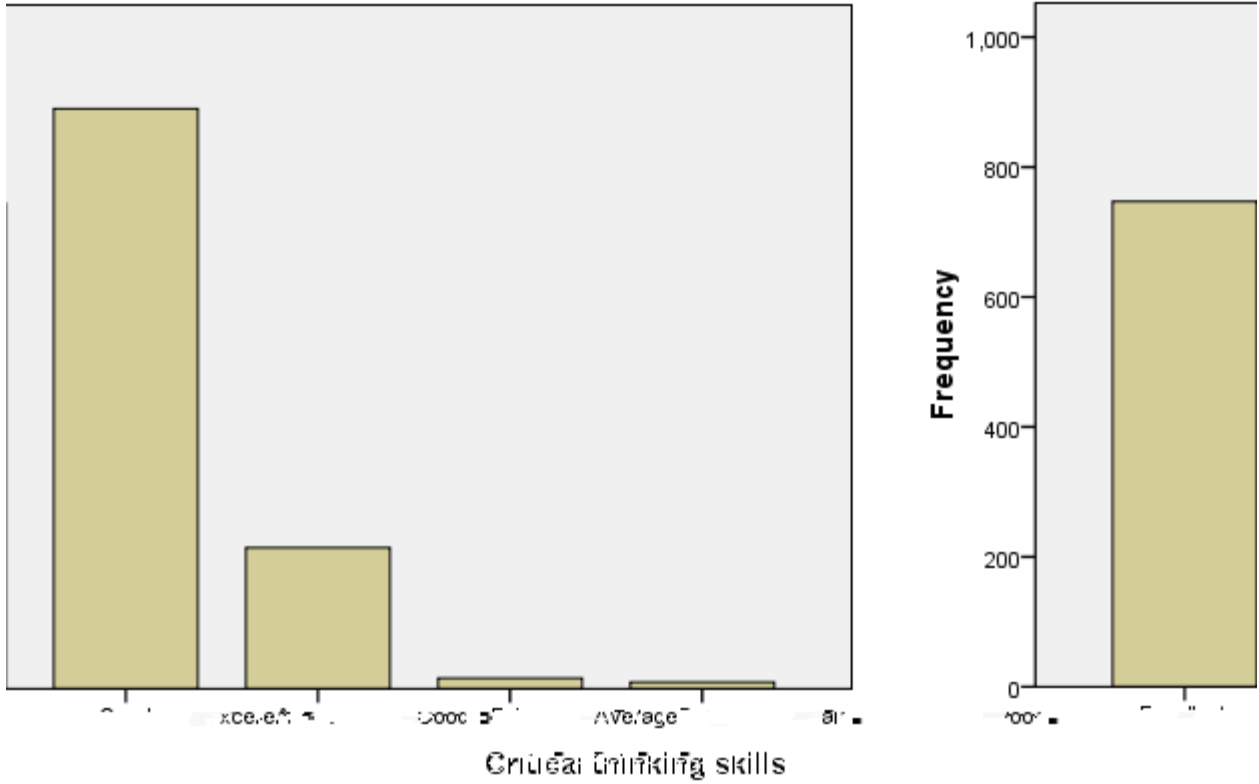
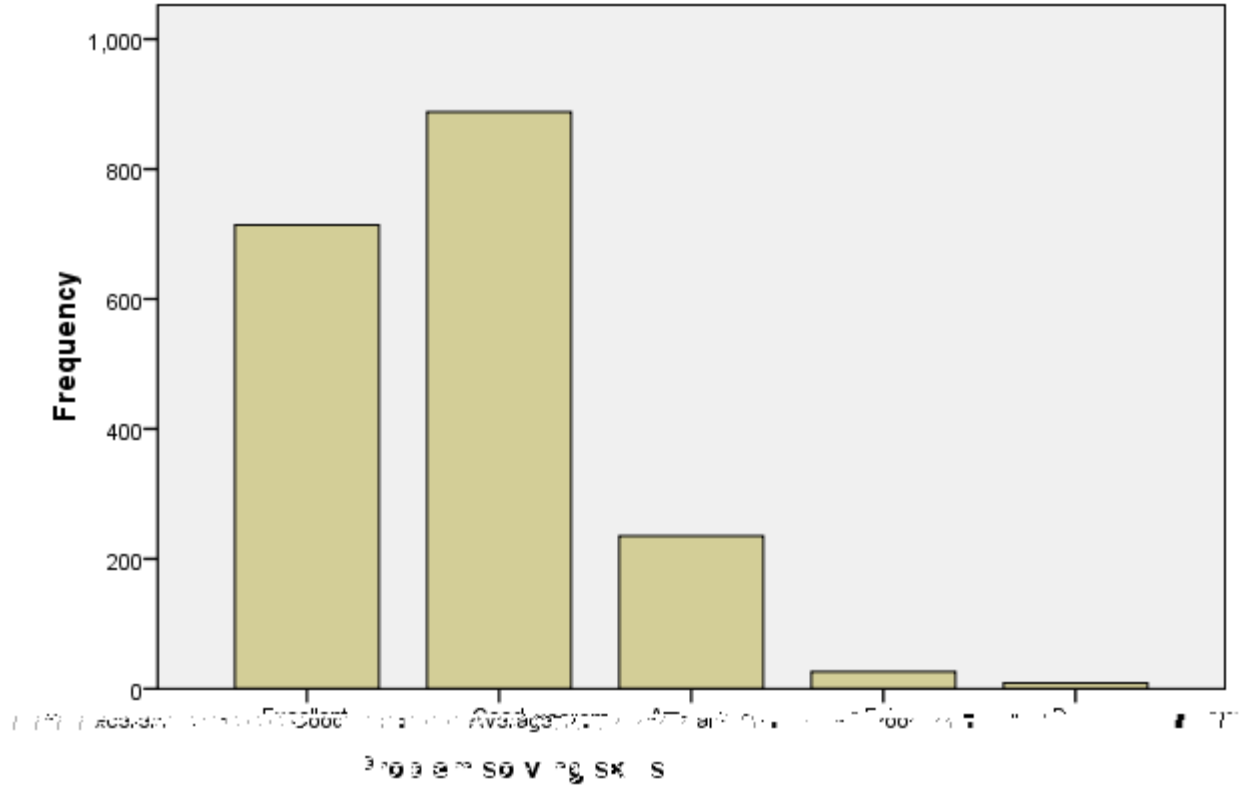


Figure 5.1 Critical thinking skills

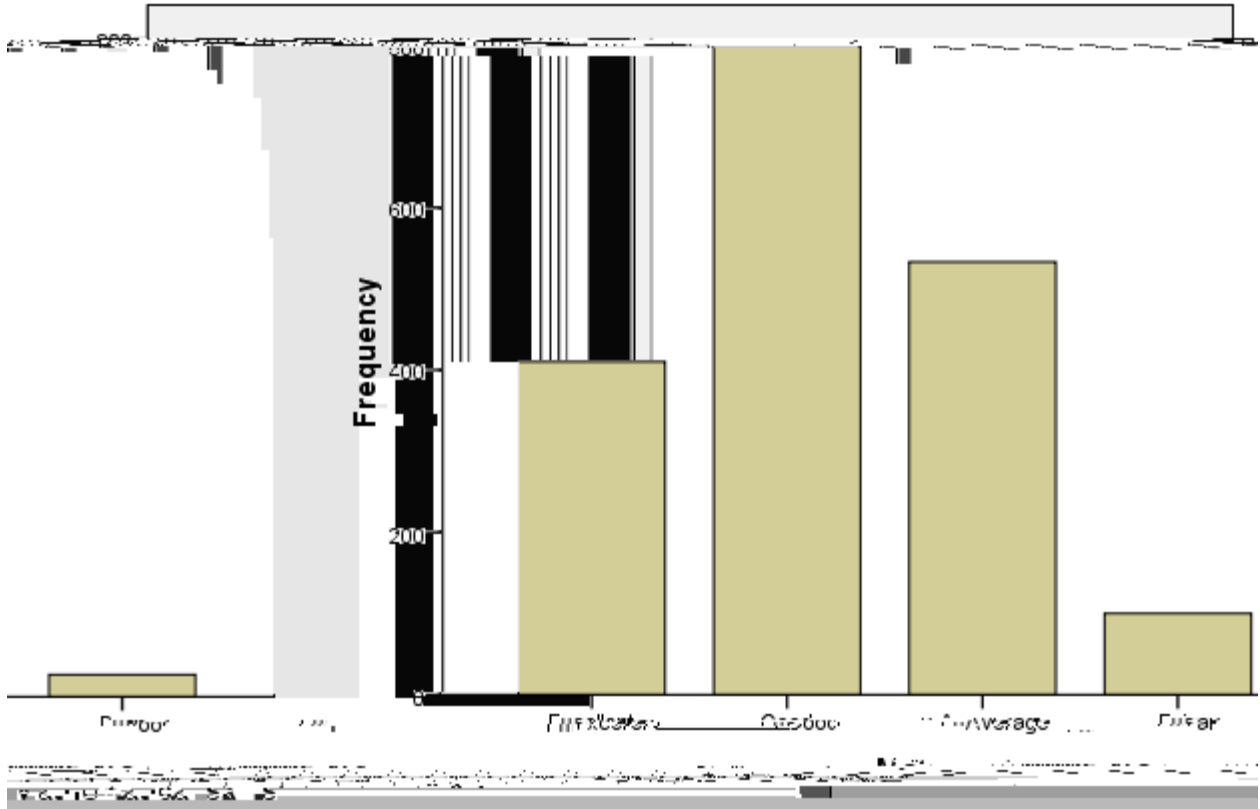


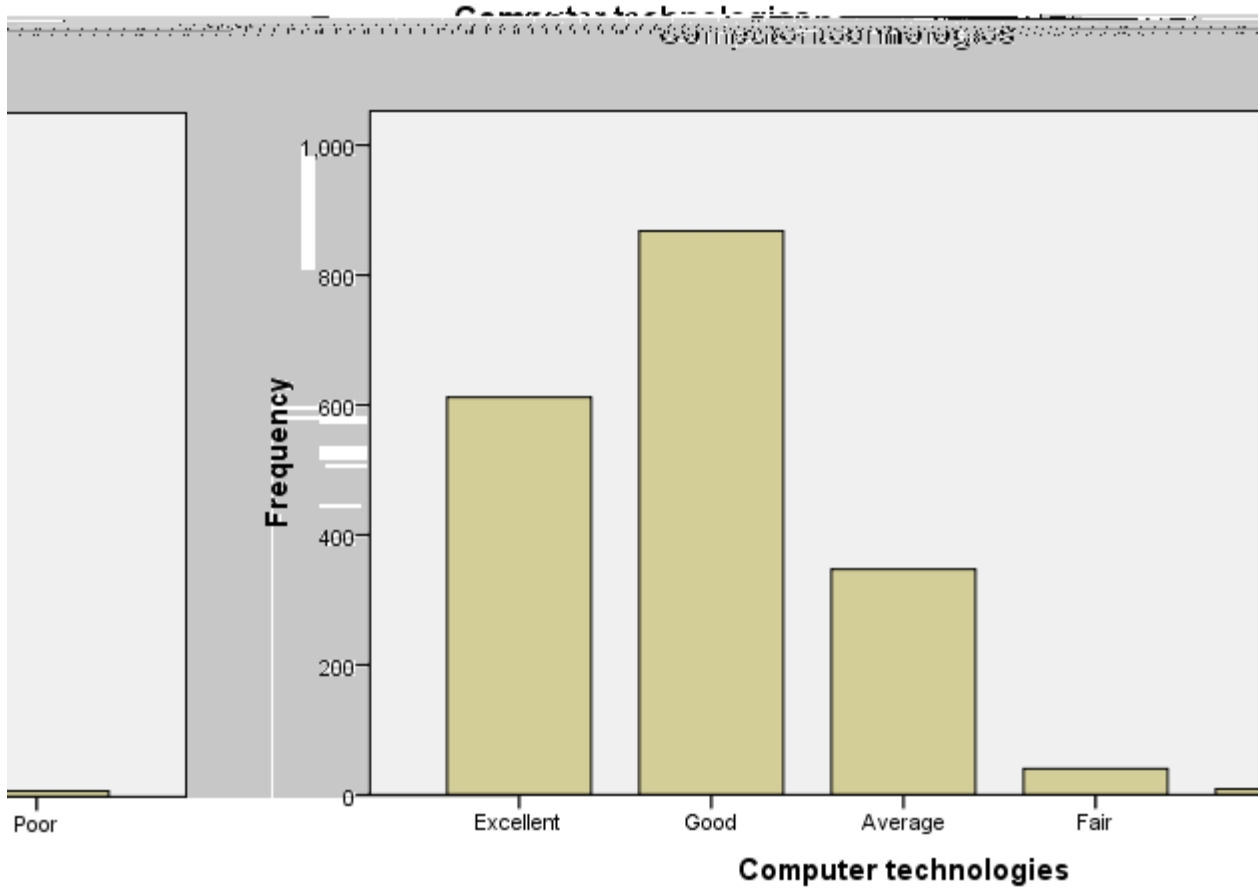
### Problem solving skills

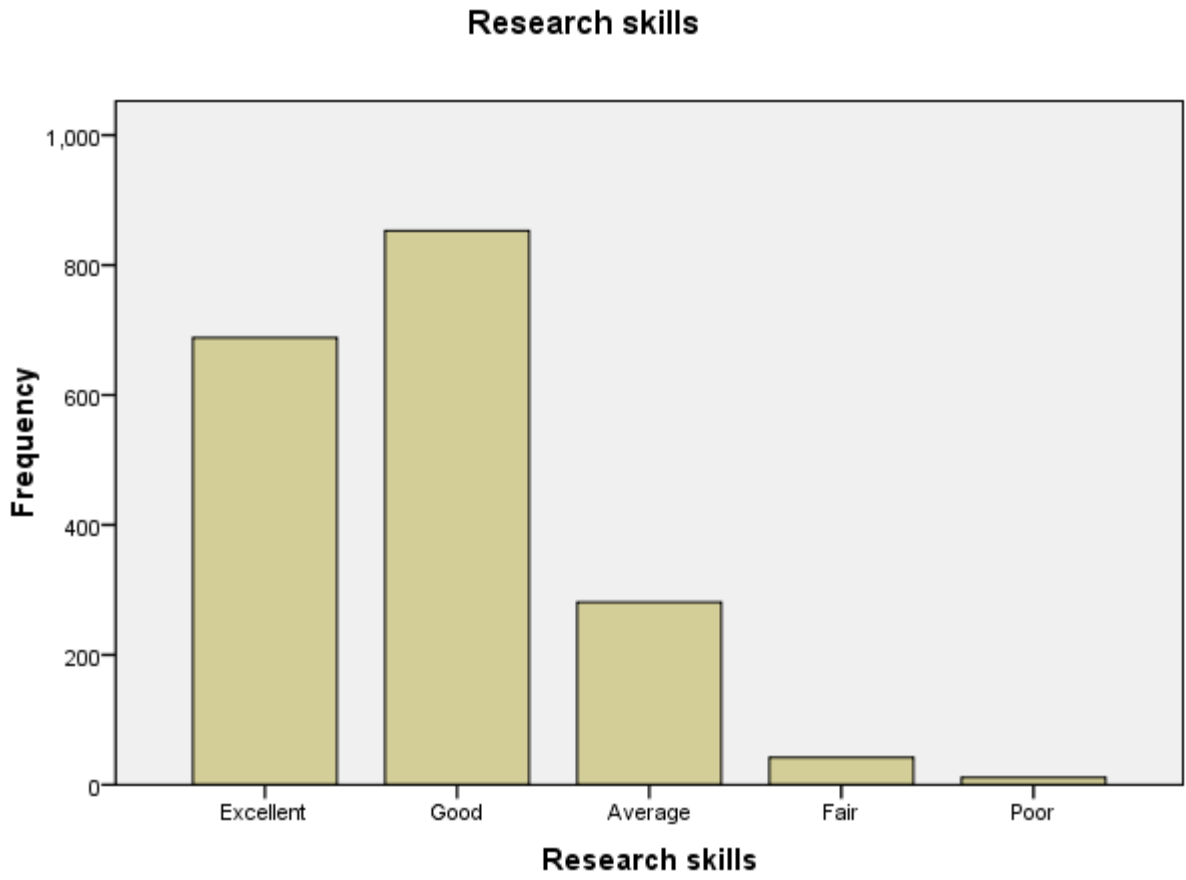


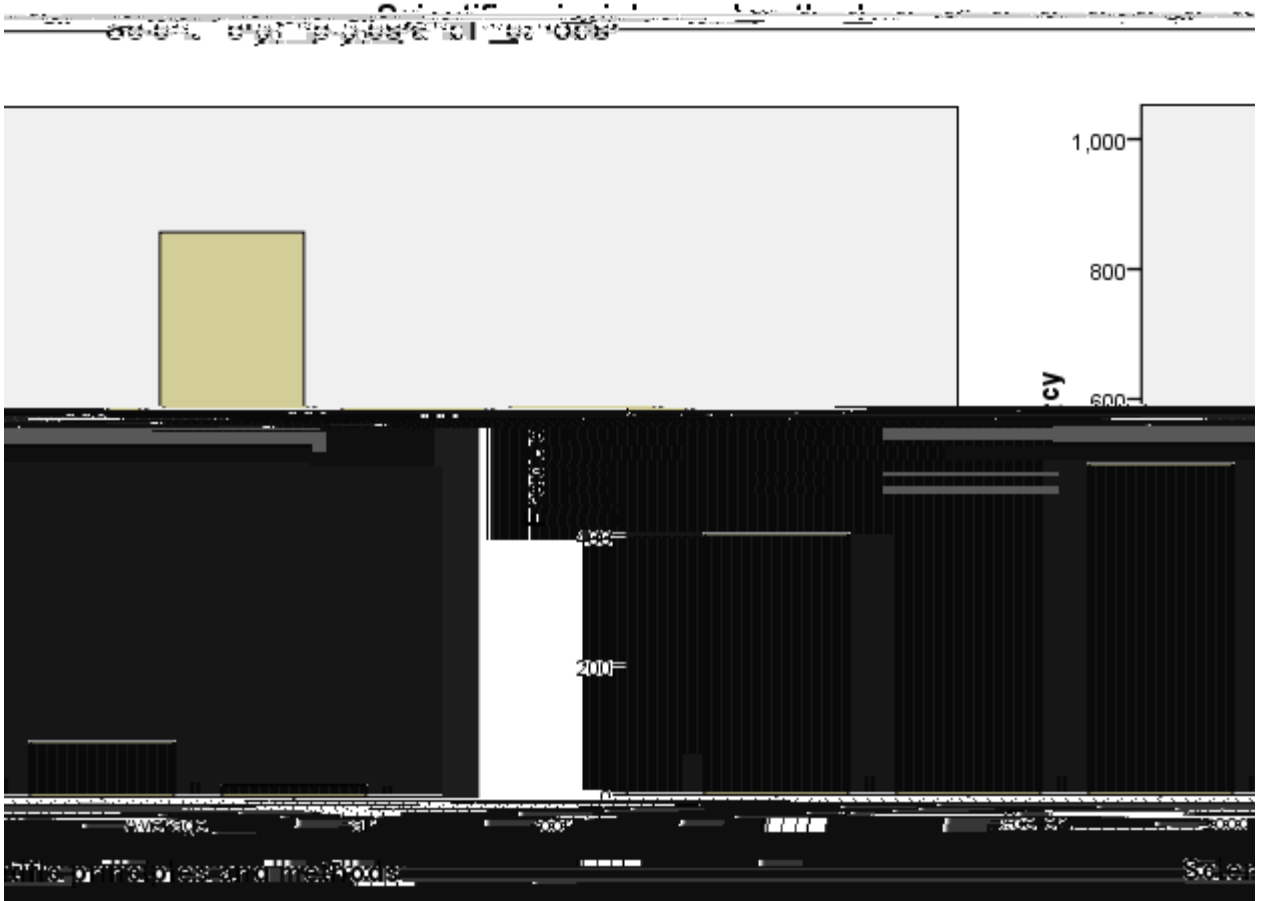


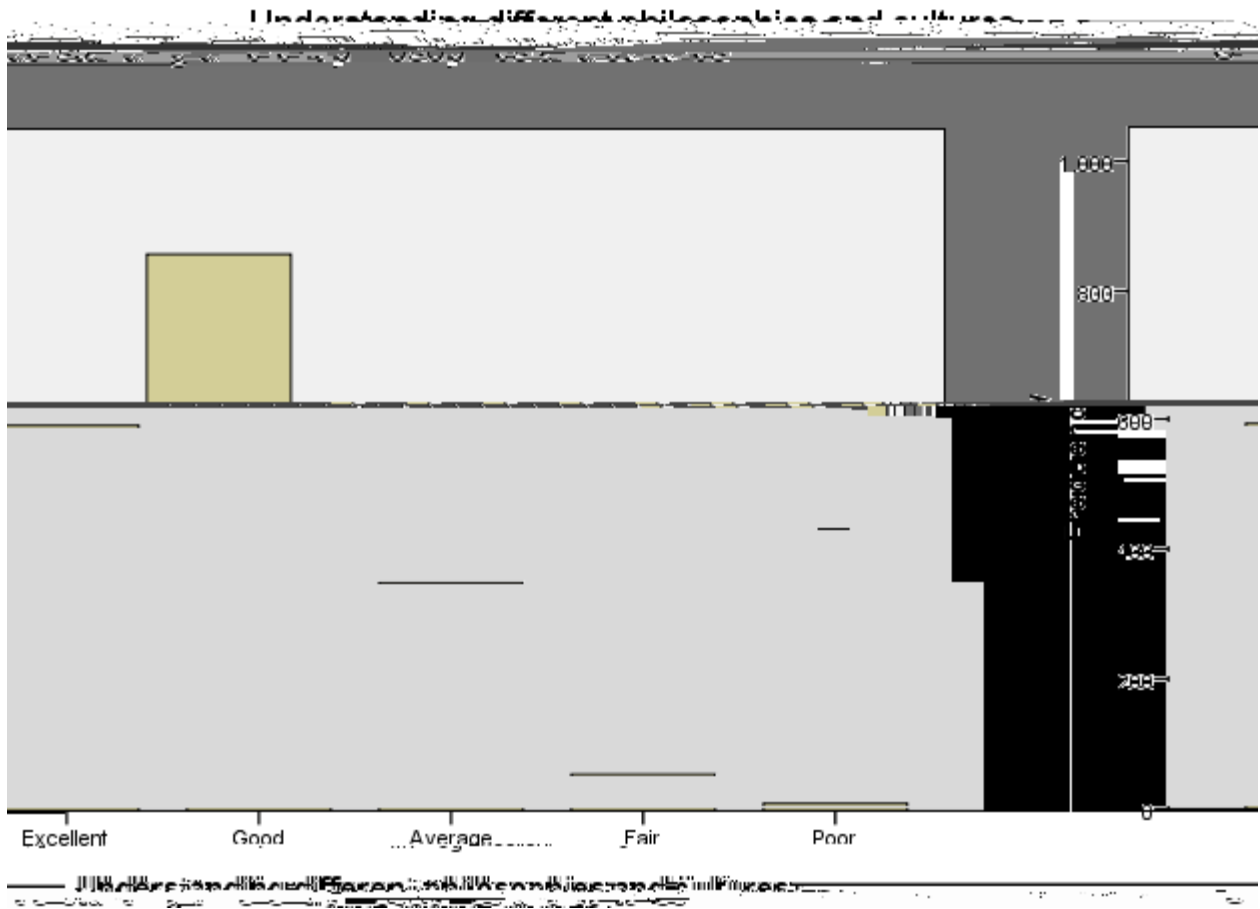
### Mathematical skills



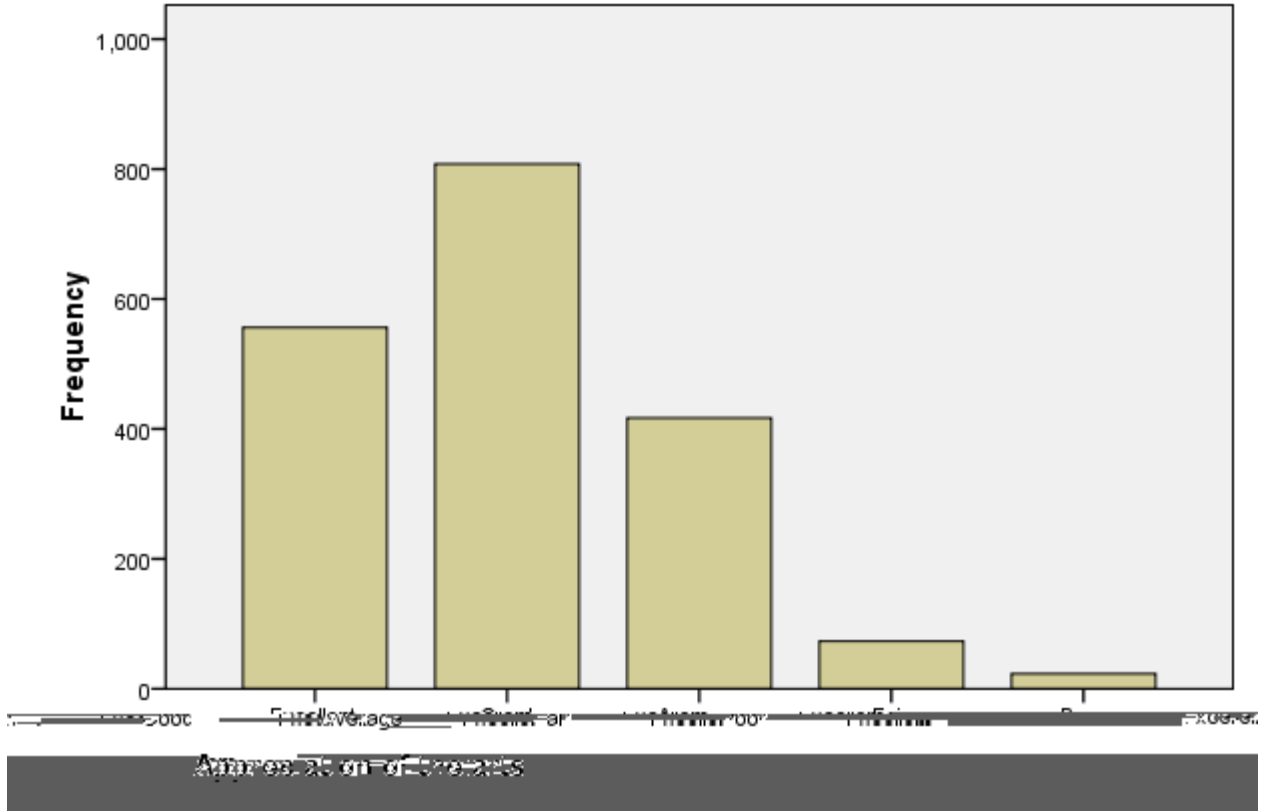









### Appreciation of the arts

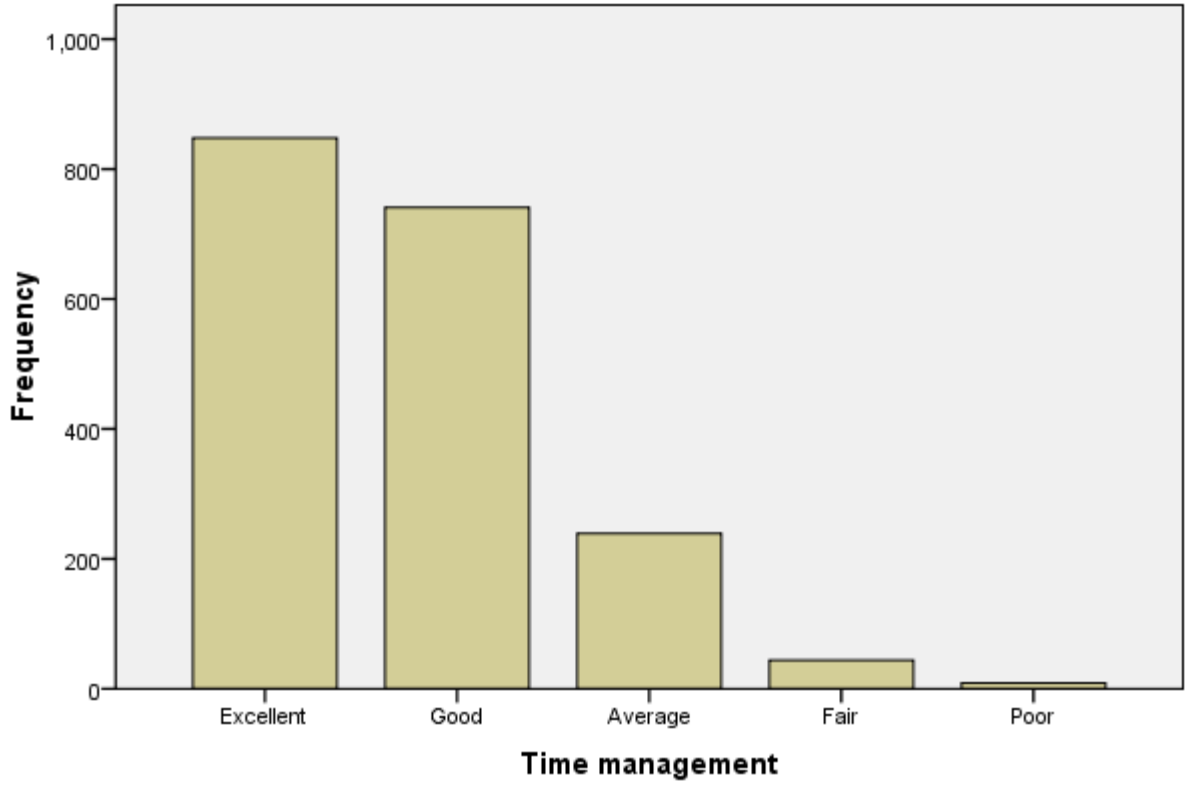







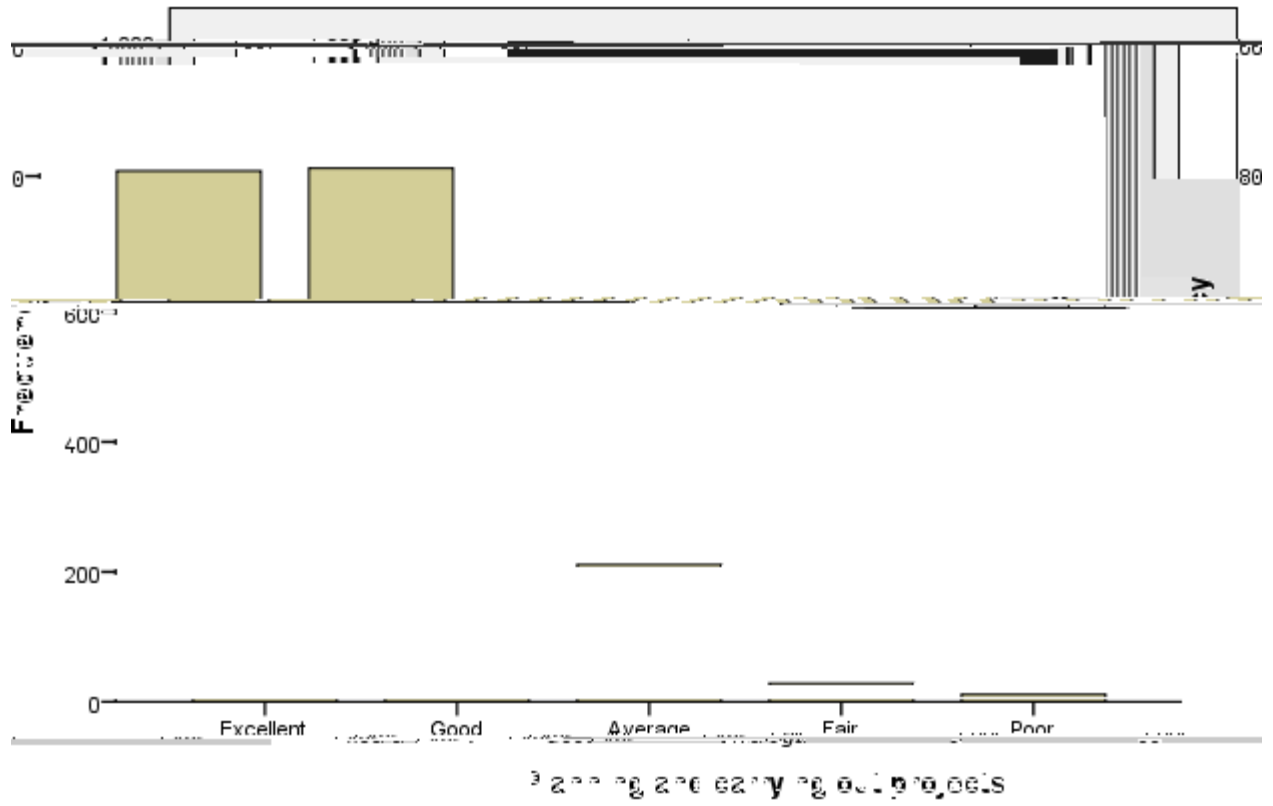


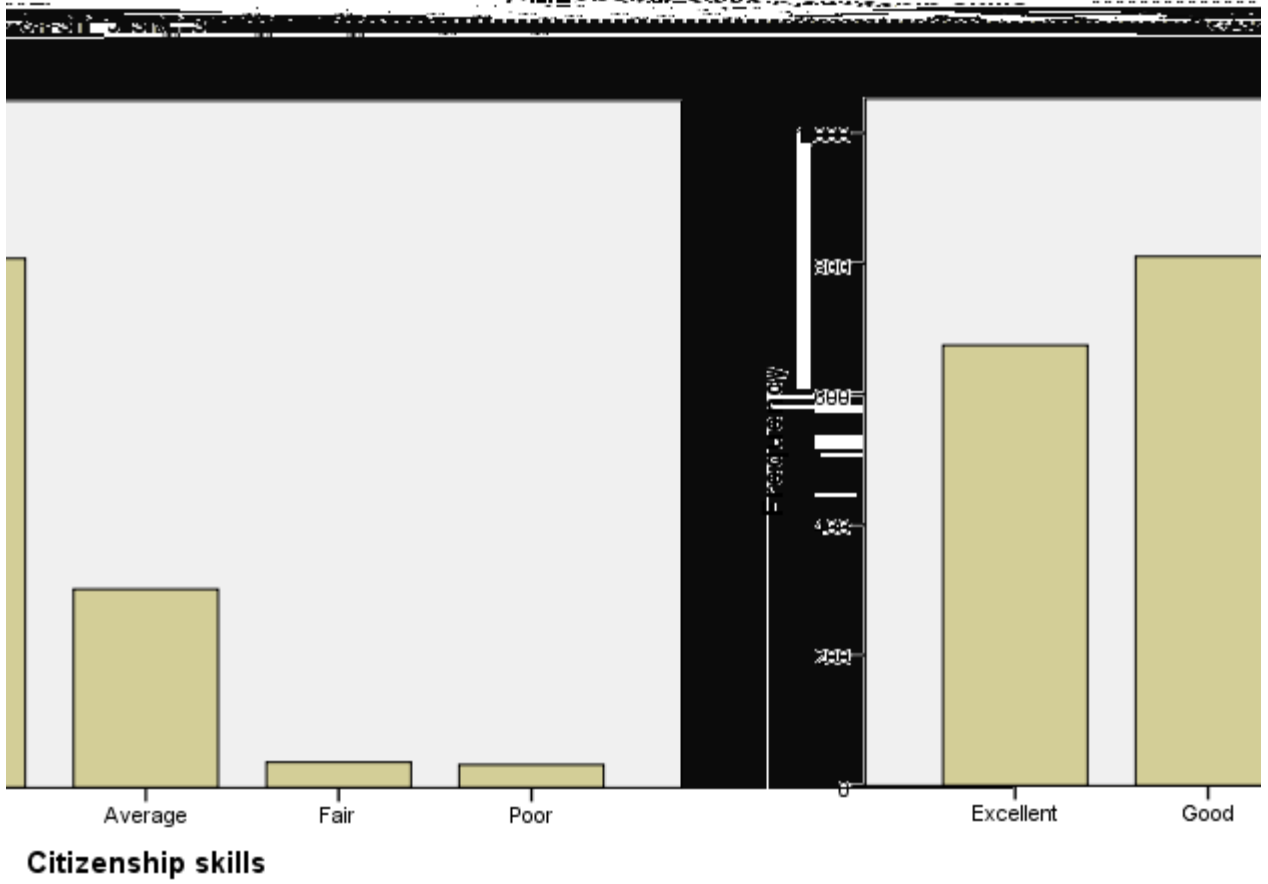
### Time management



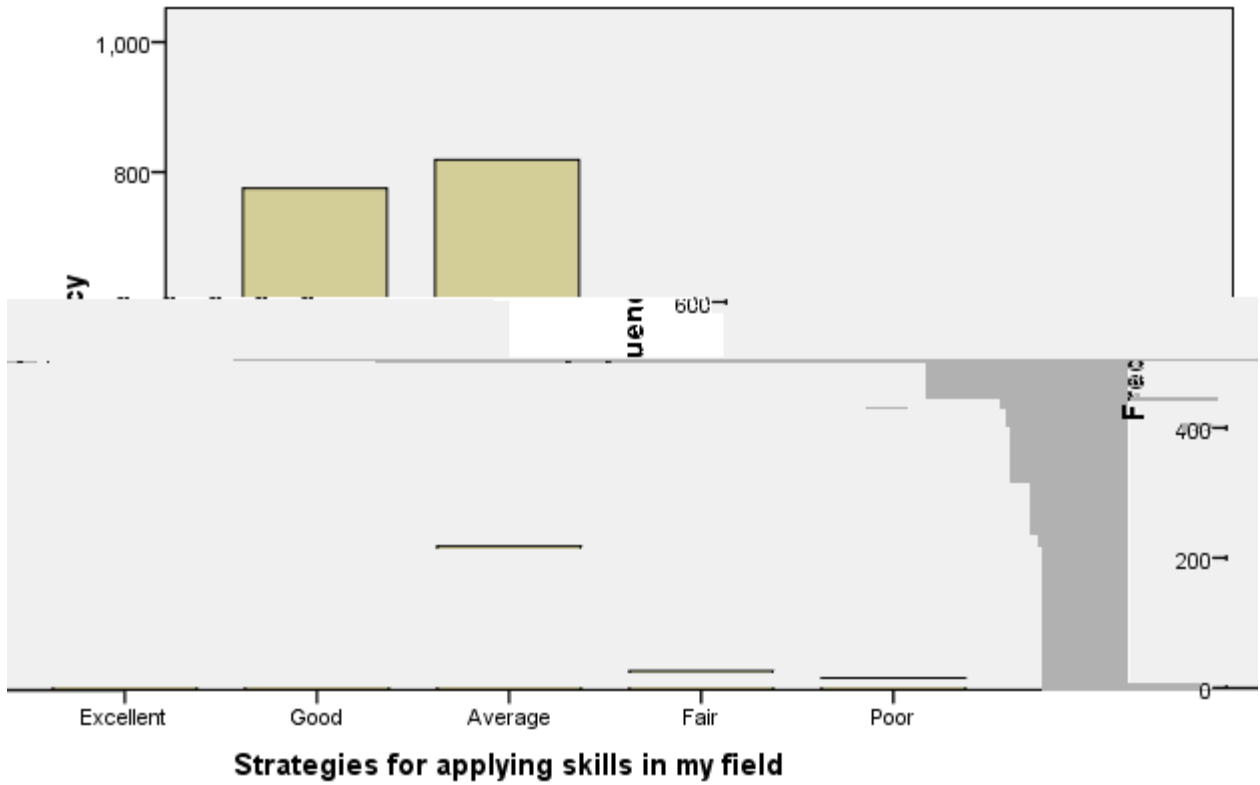


### Planning and carrying out projects

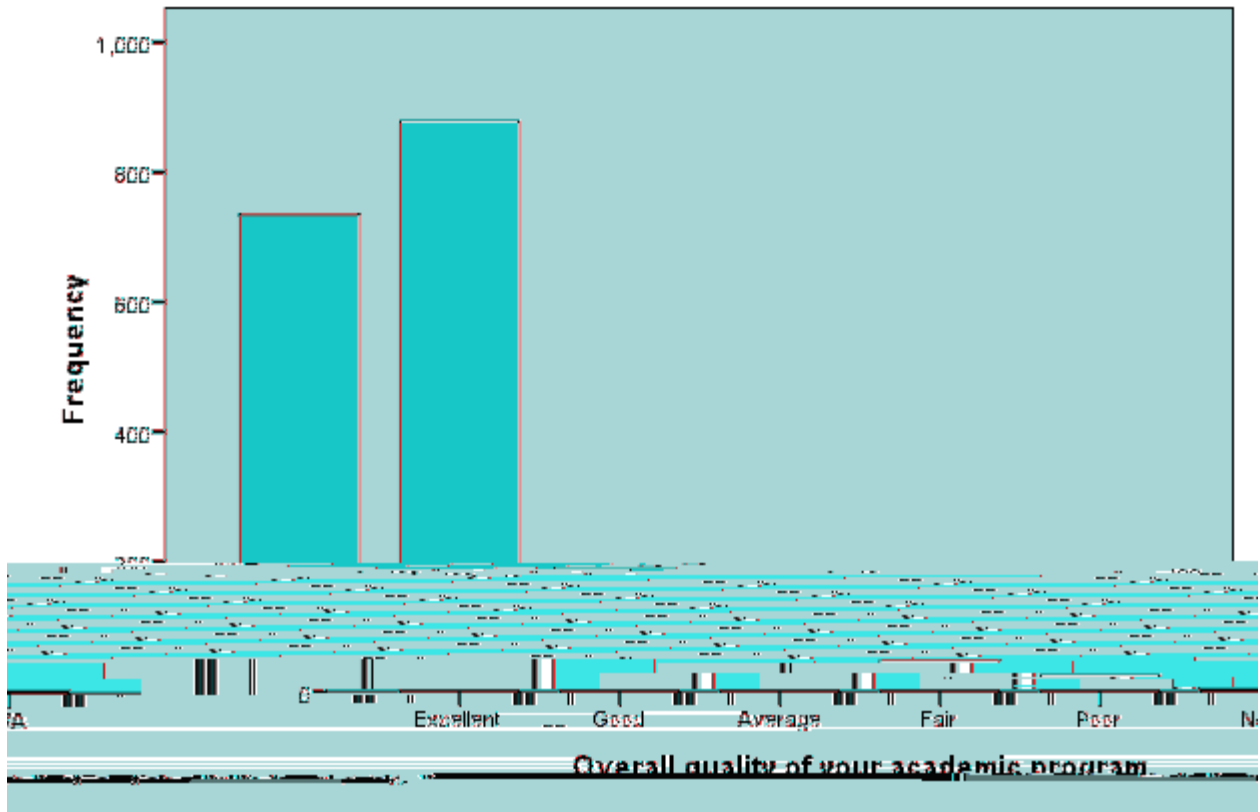




### Strategies for applying skills in my field

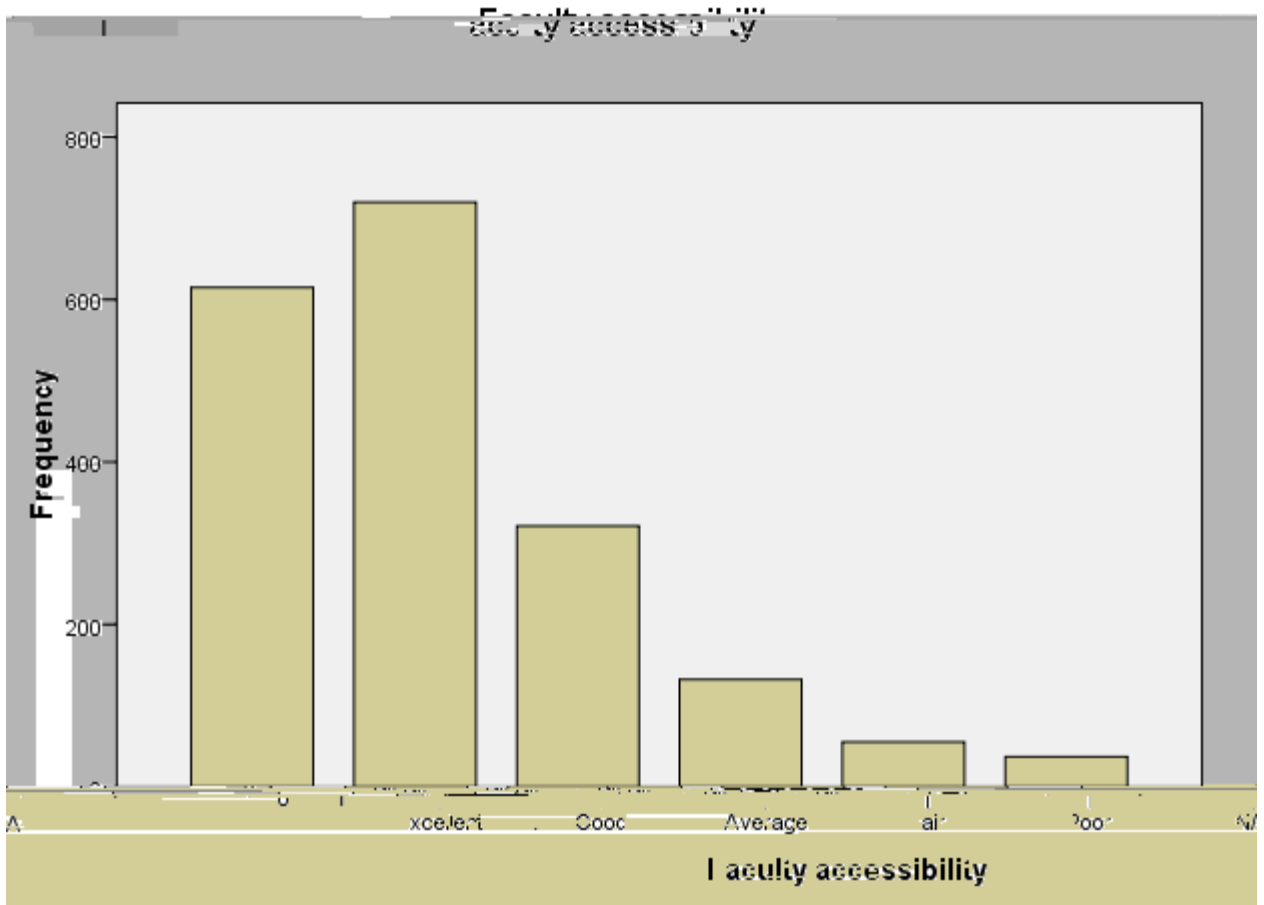


### Overall quality of your academic program



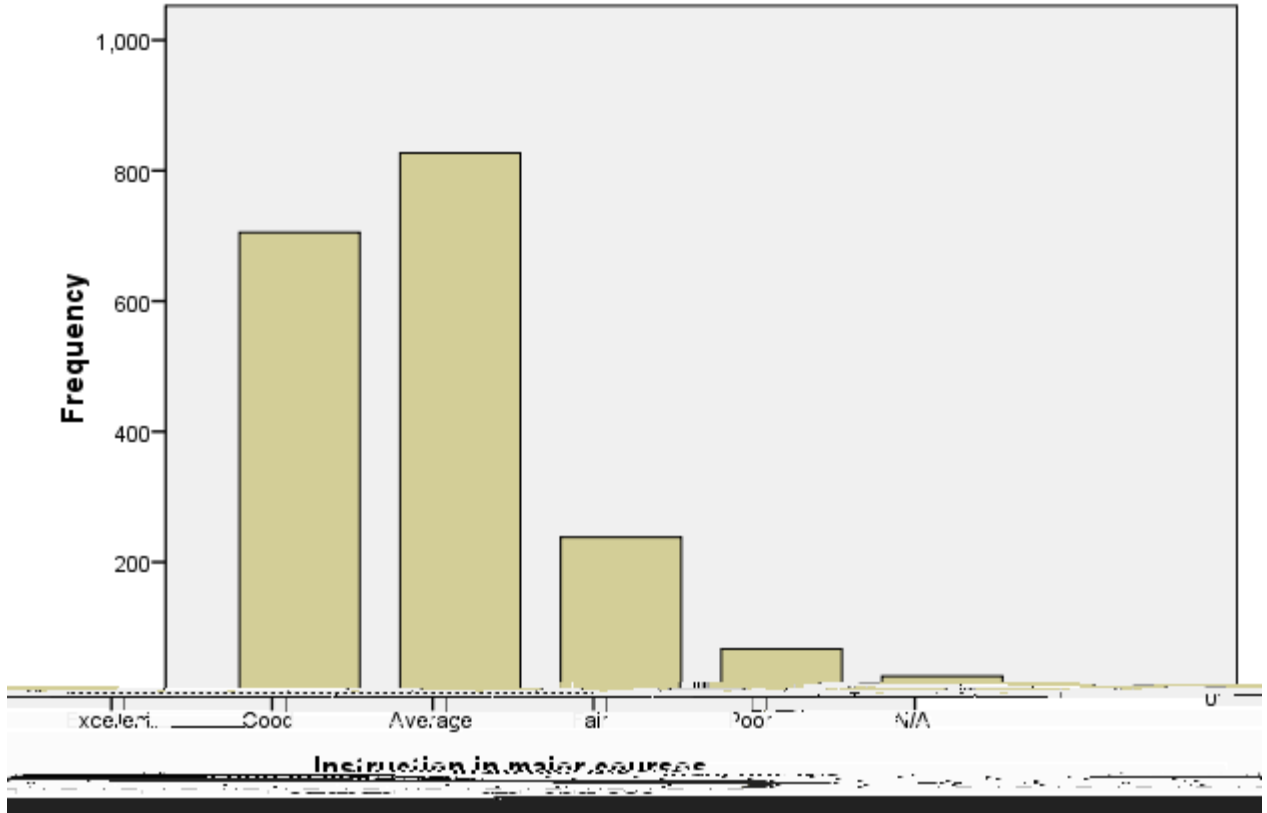
### Academic advising

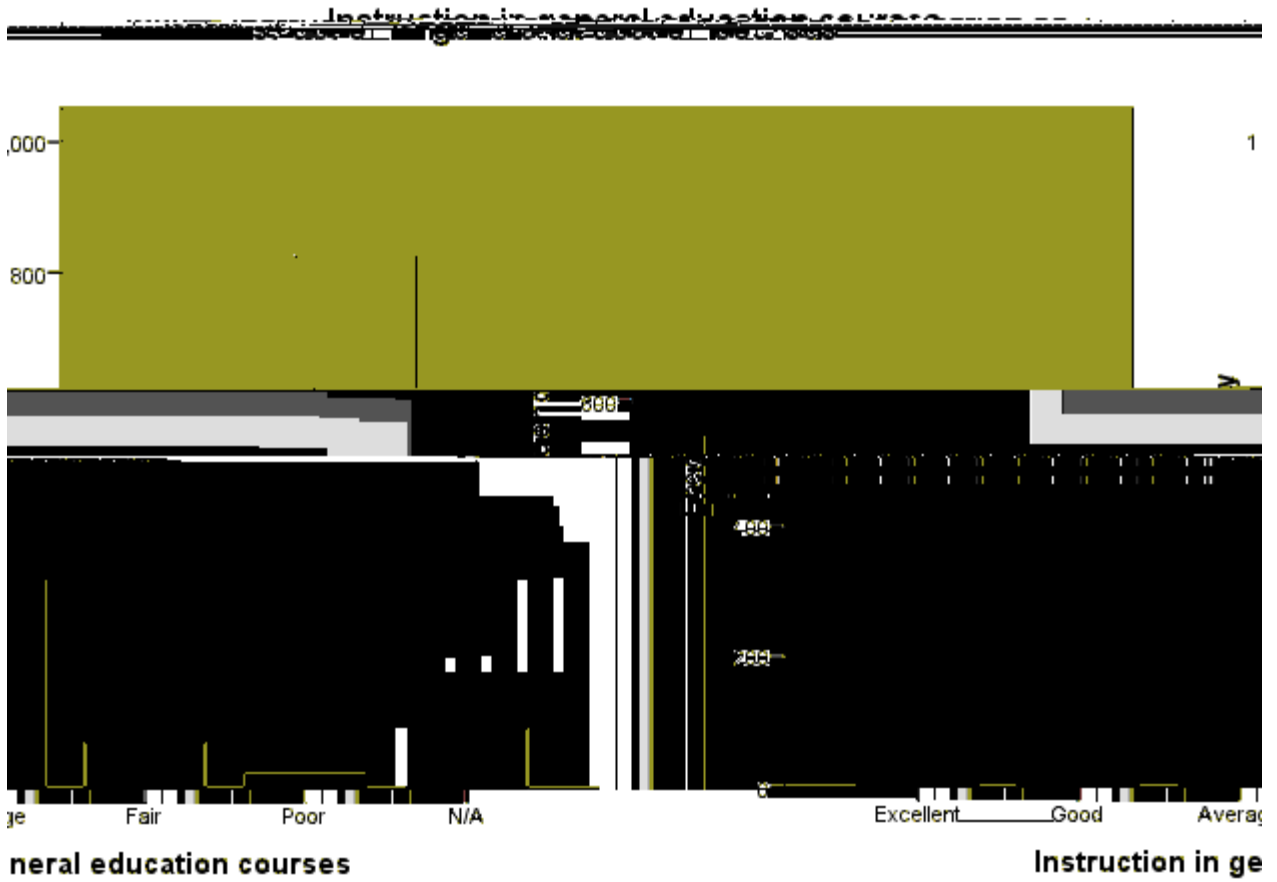




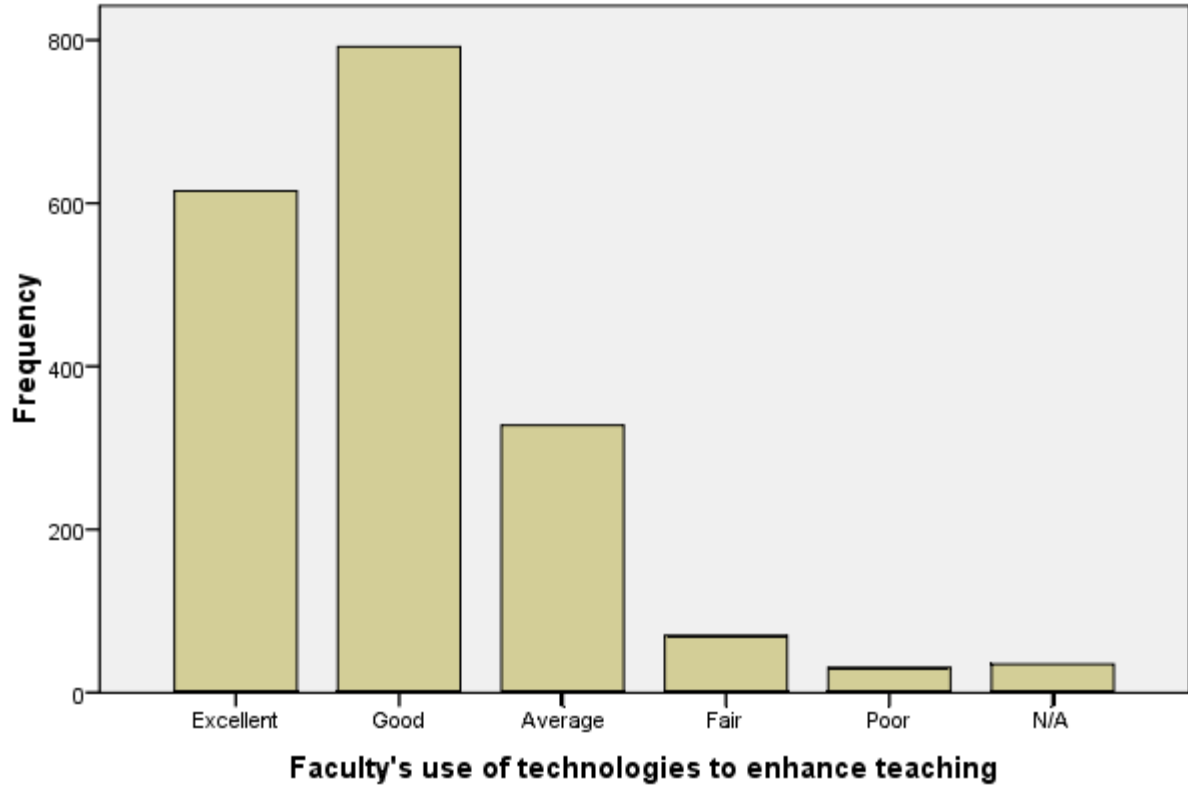


### Instruction in major courses

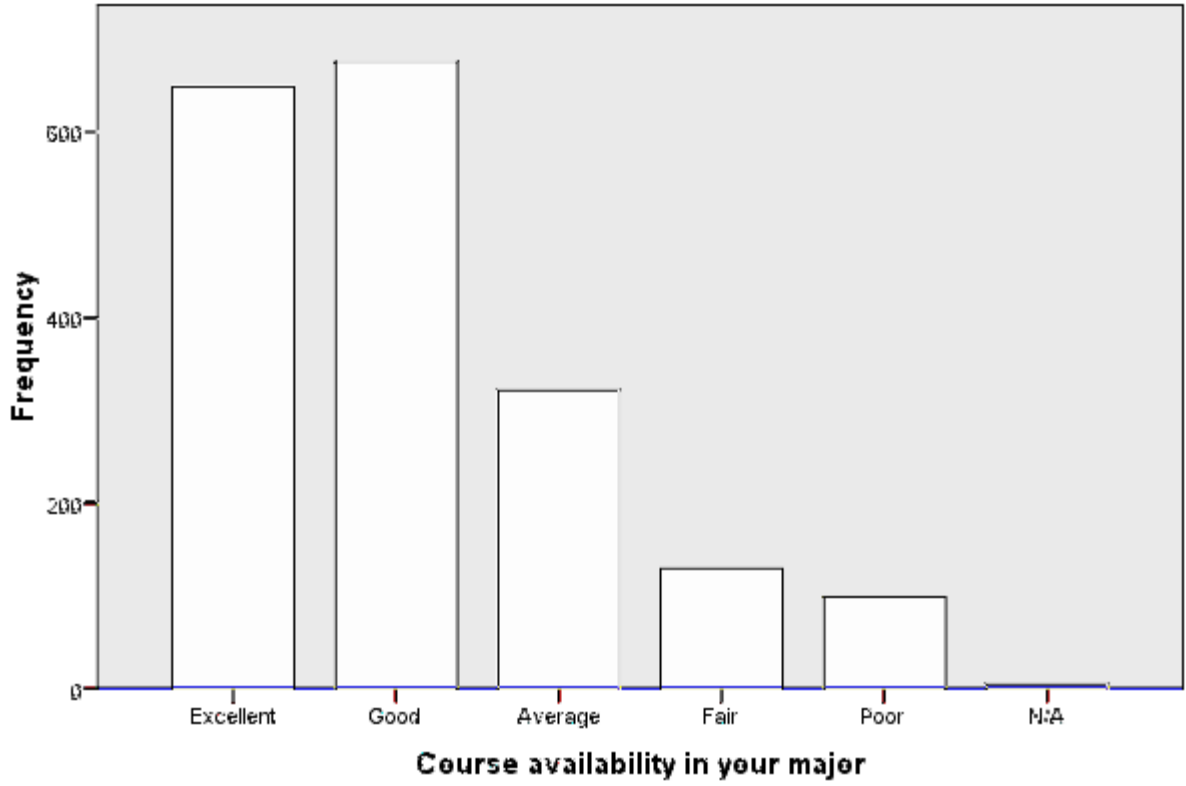




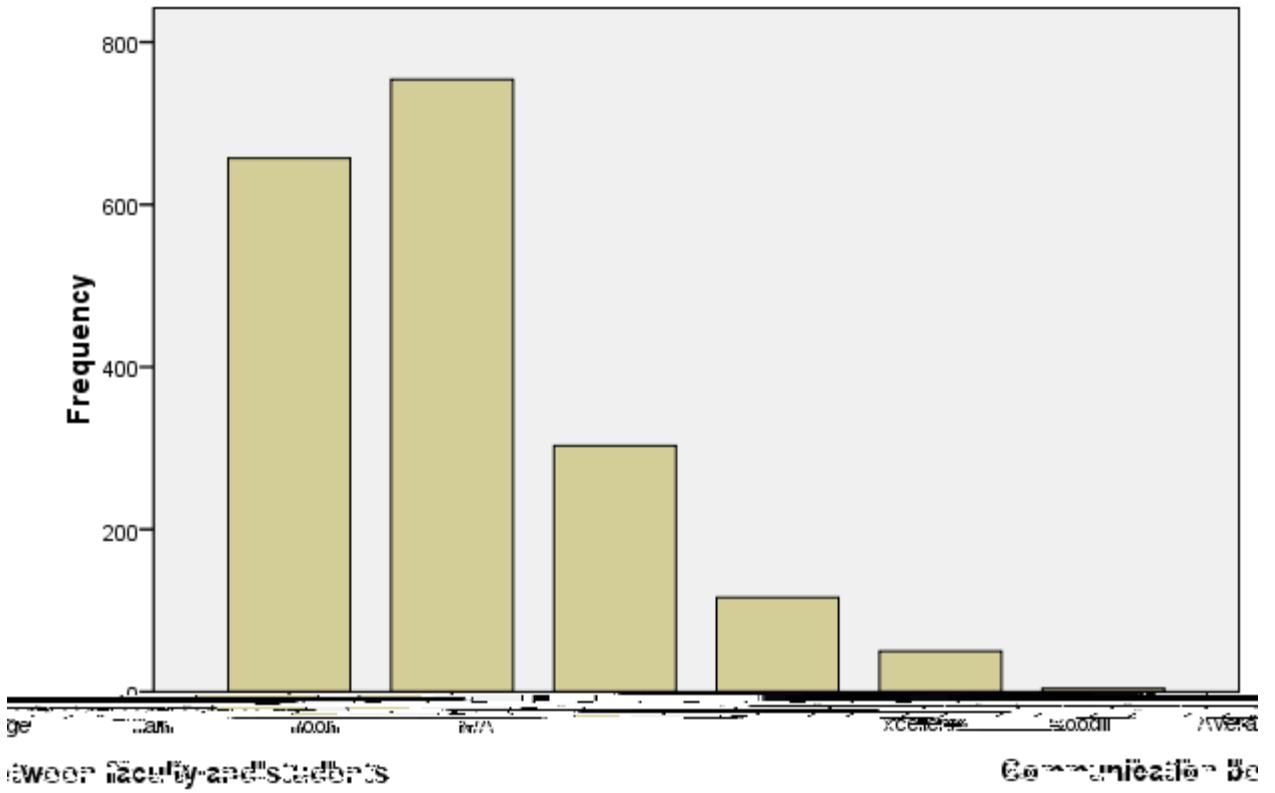
### Faculty's use of technologies to enhance teaching

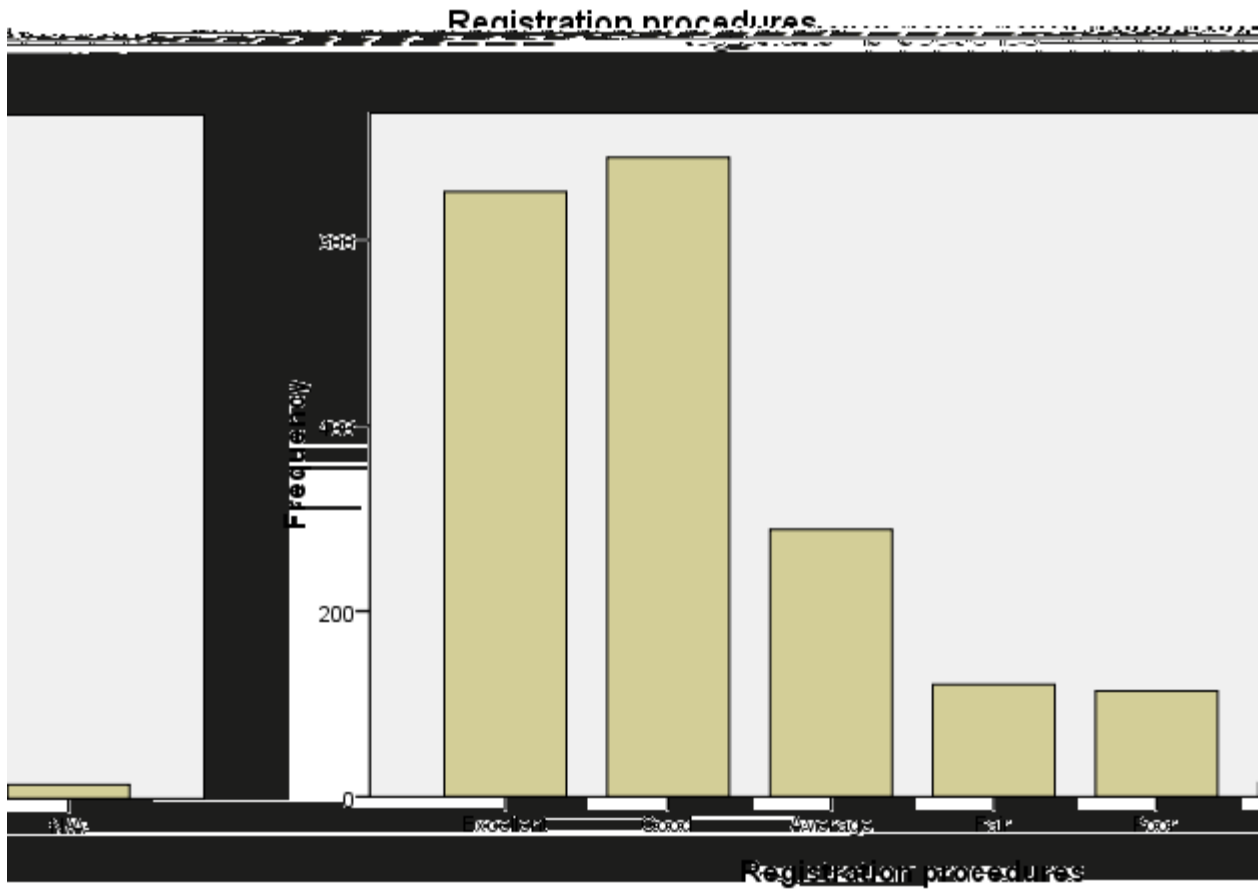


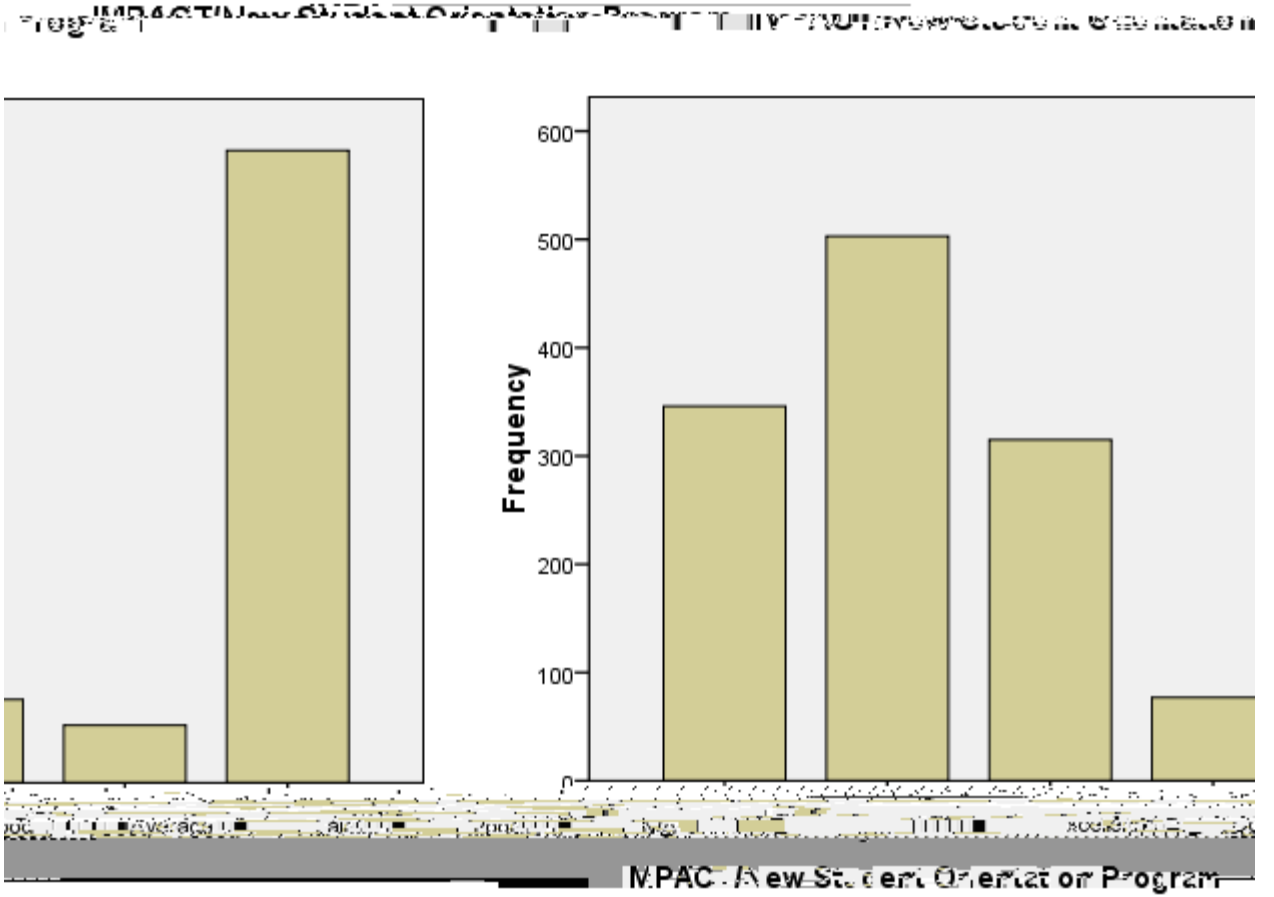
**Course availability in your major**



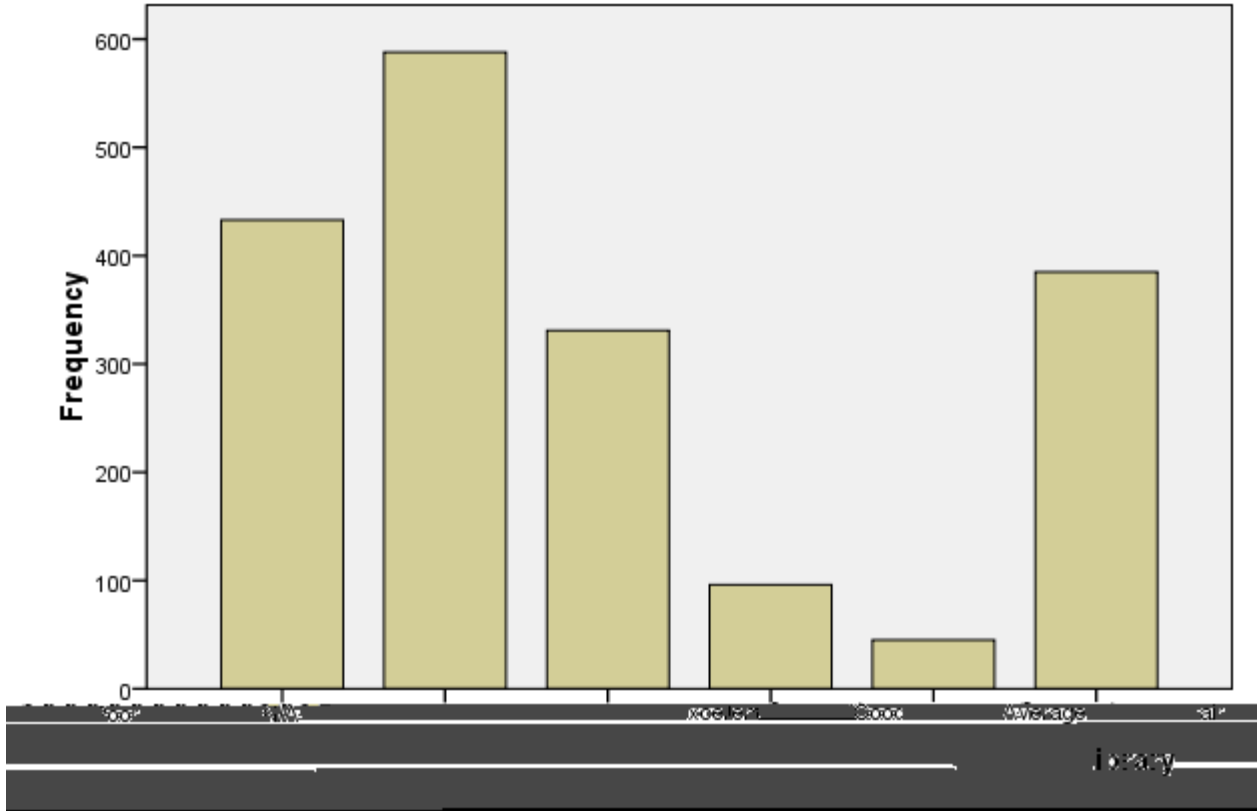
Communication between faculty and students





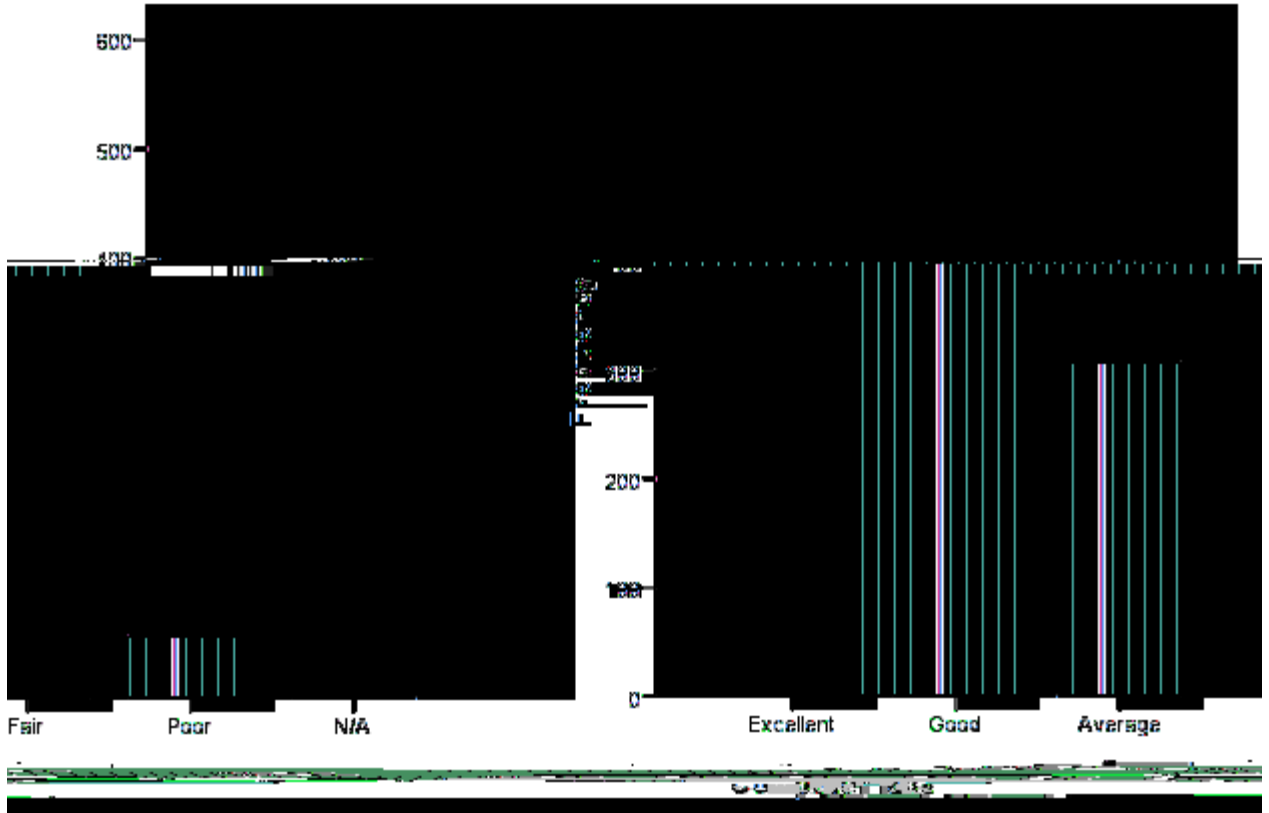


### Library

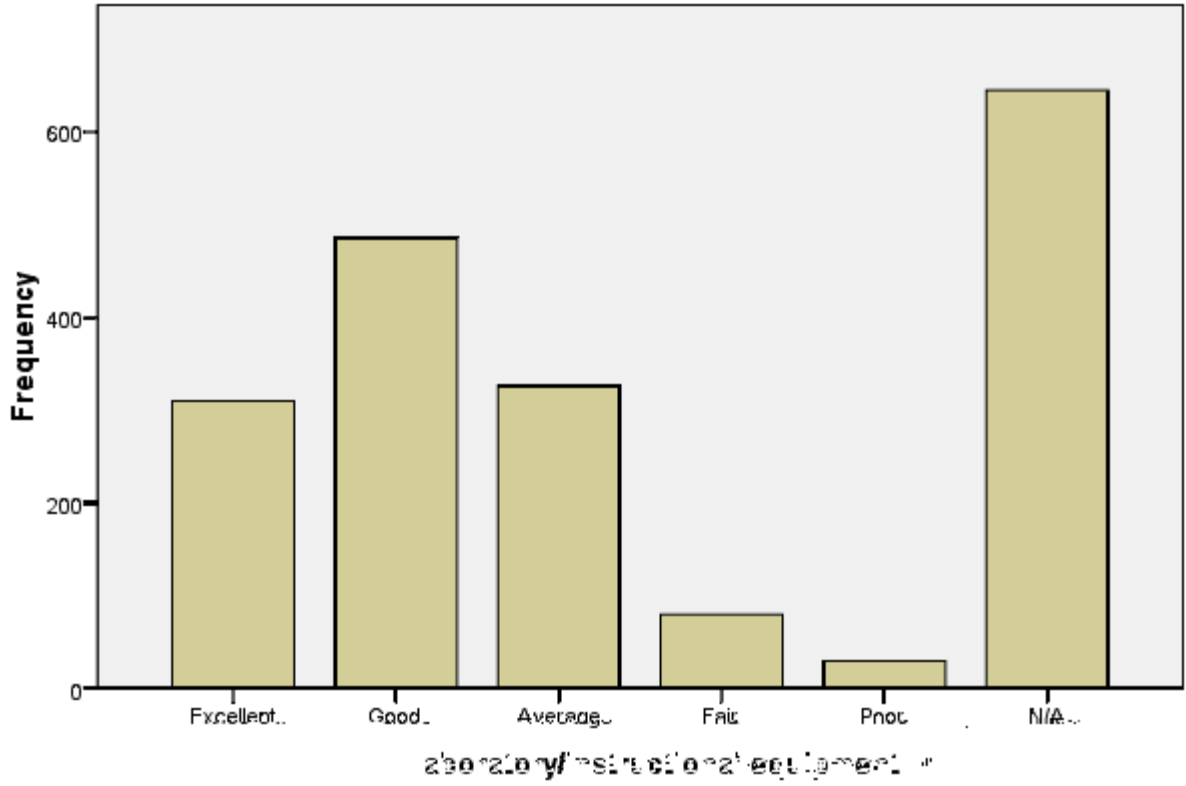




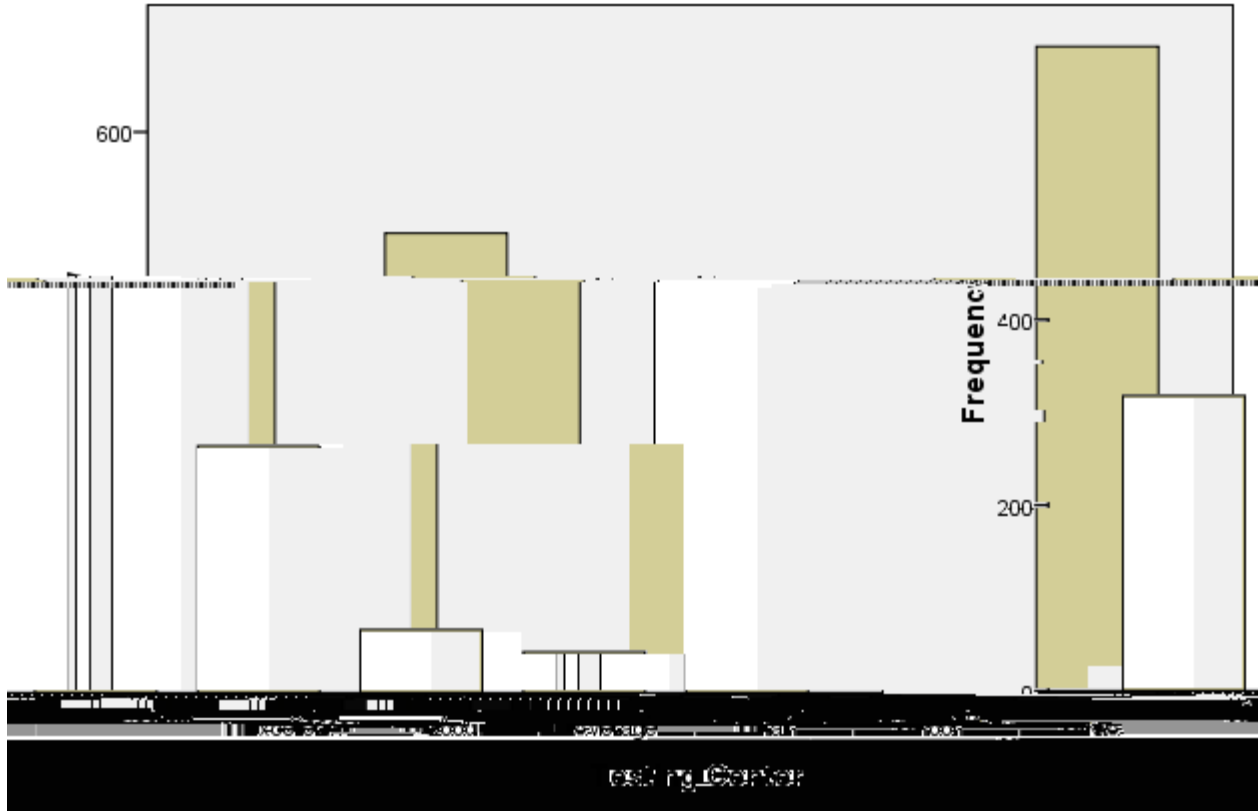
### Computer labs

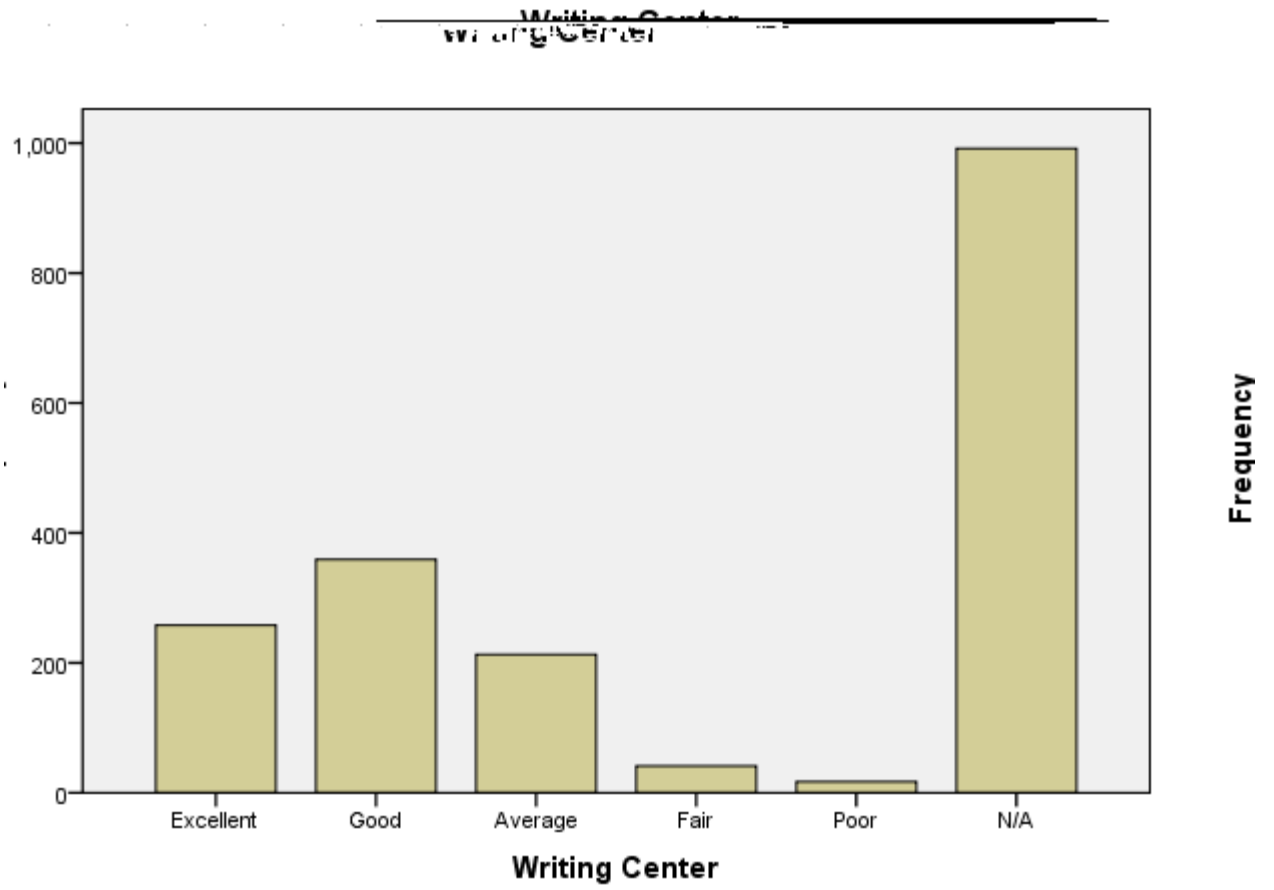


### Laboratory/instructional equipment

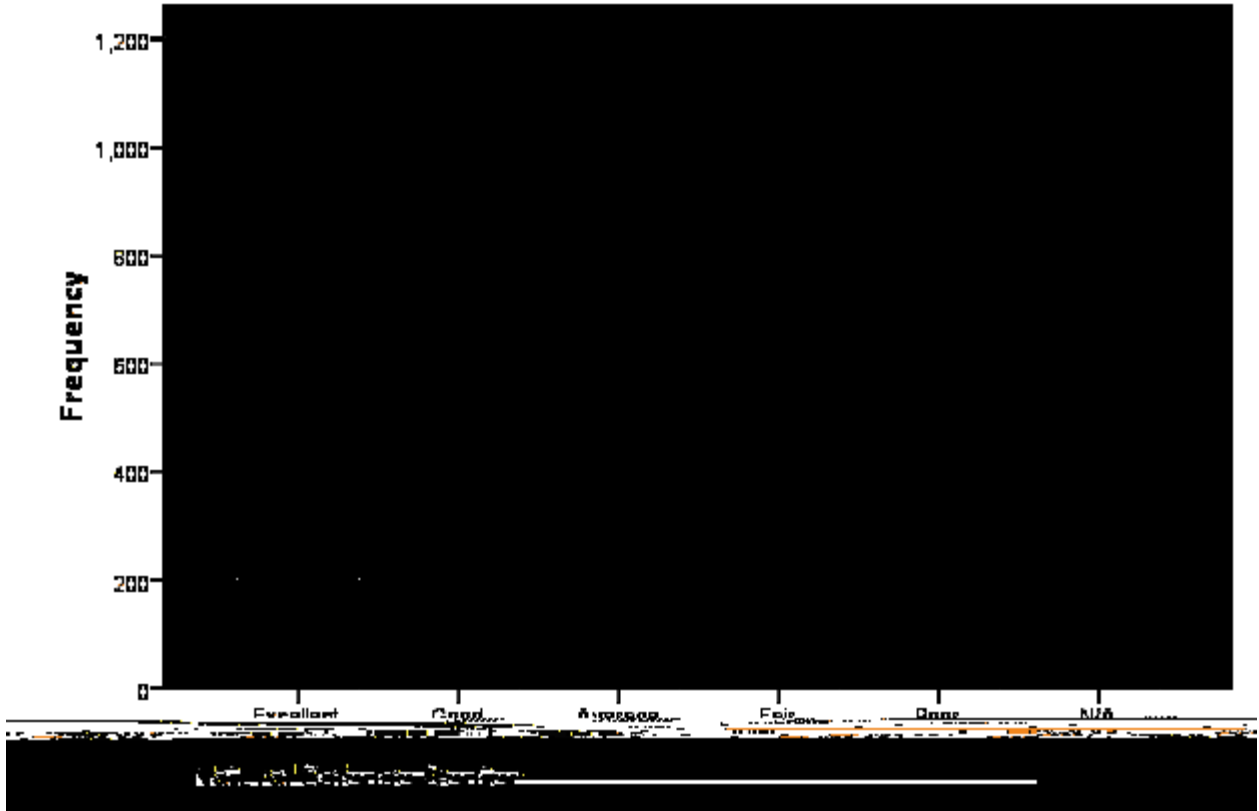


### Testing Center

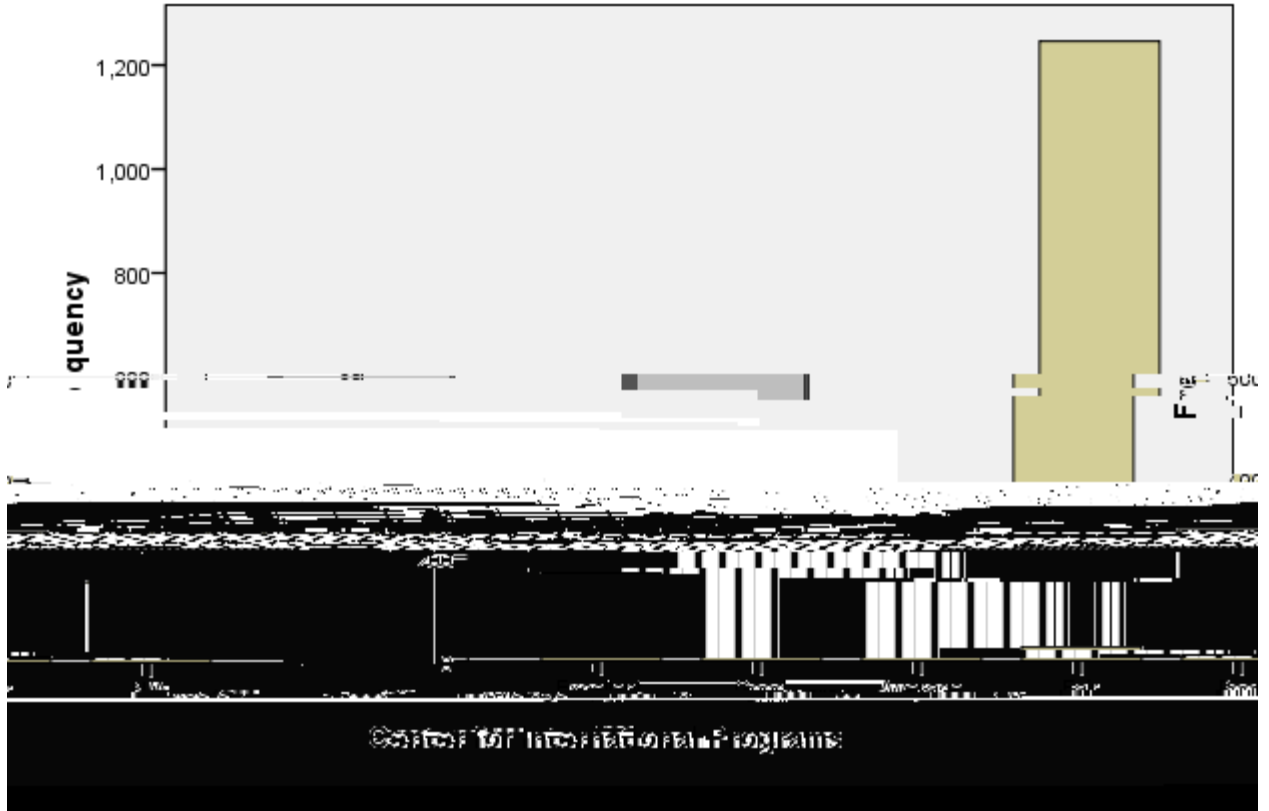


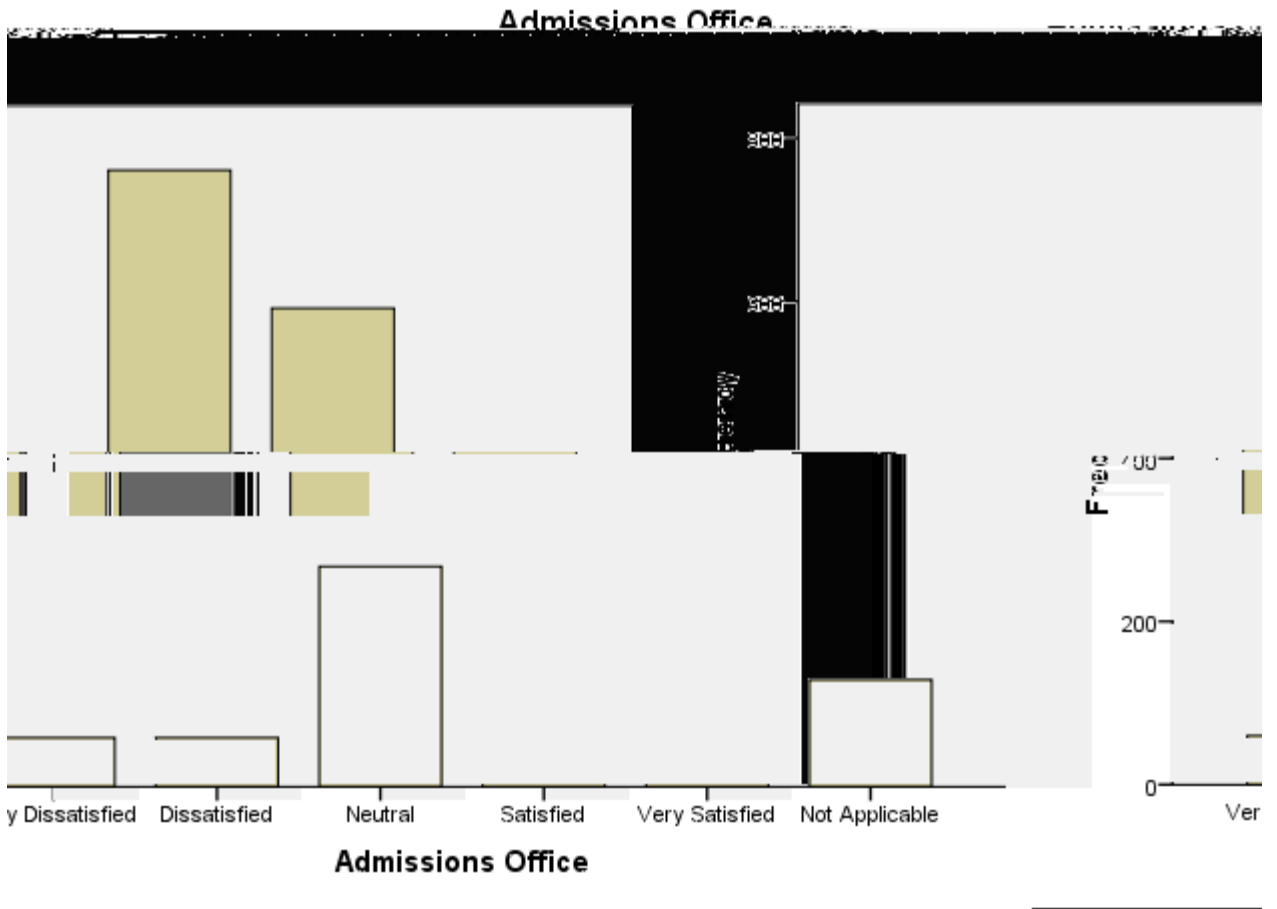


### Natural Science Center



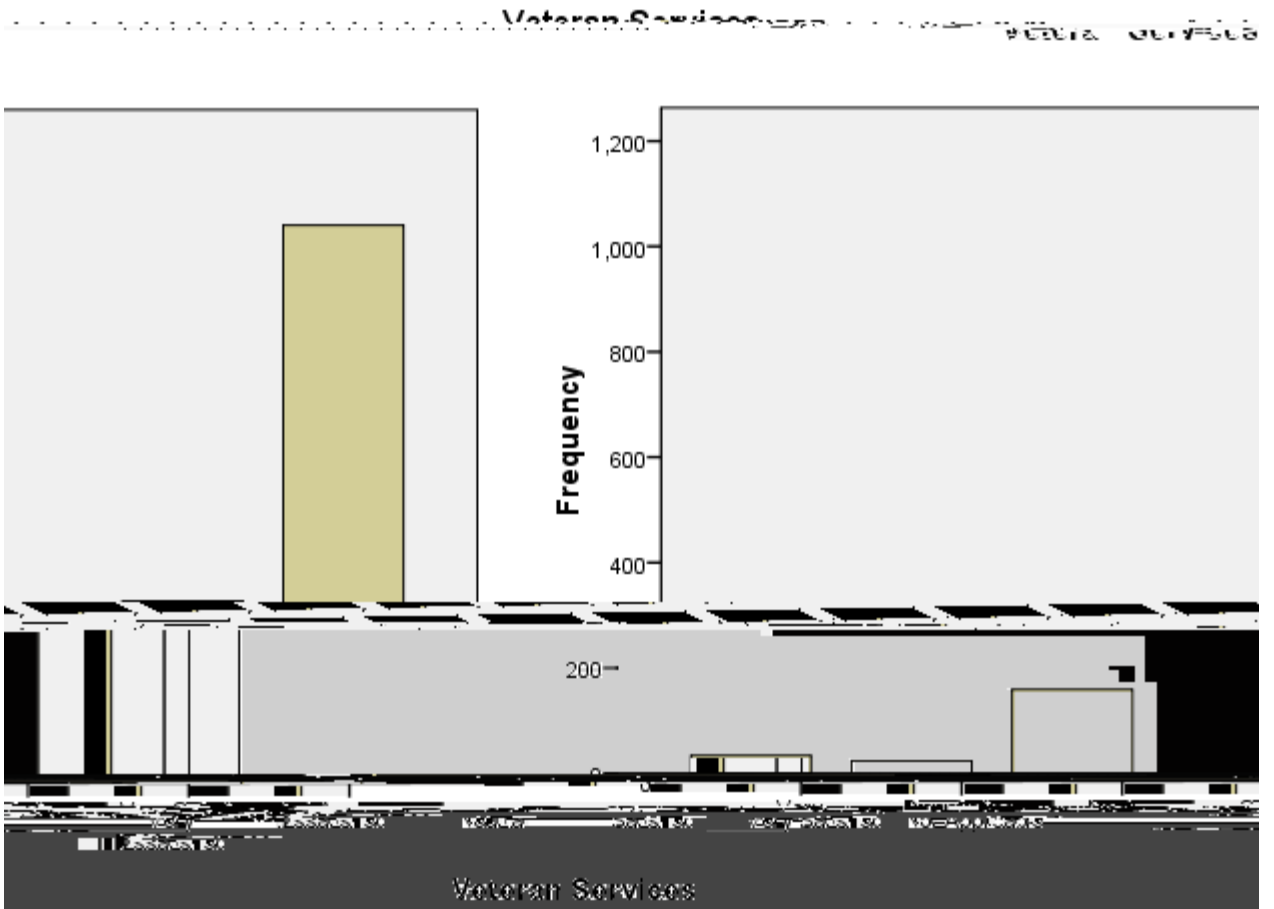
### Center for International Programs

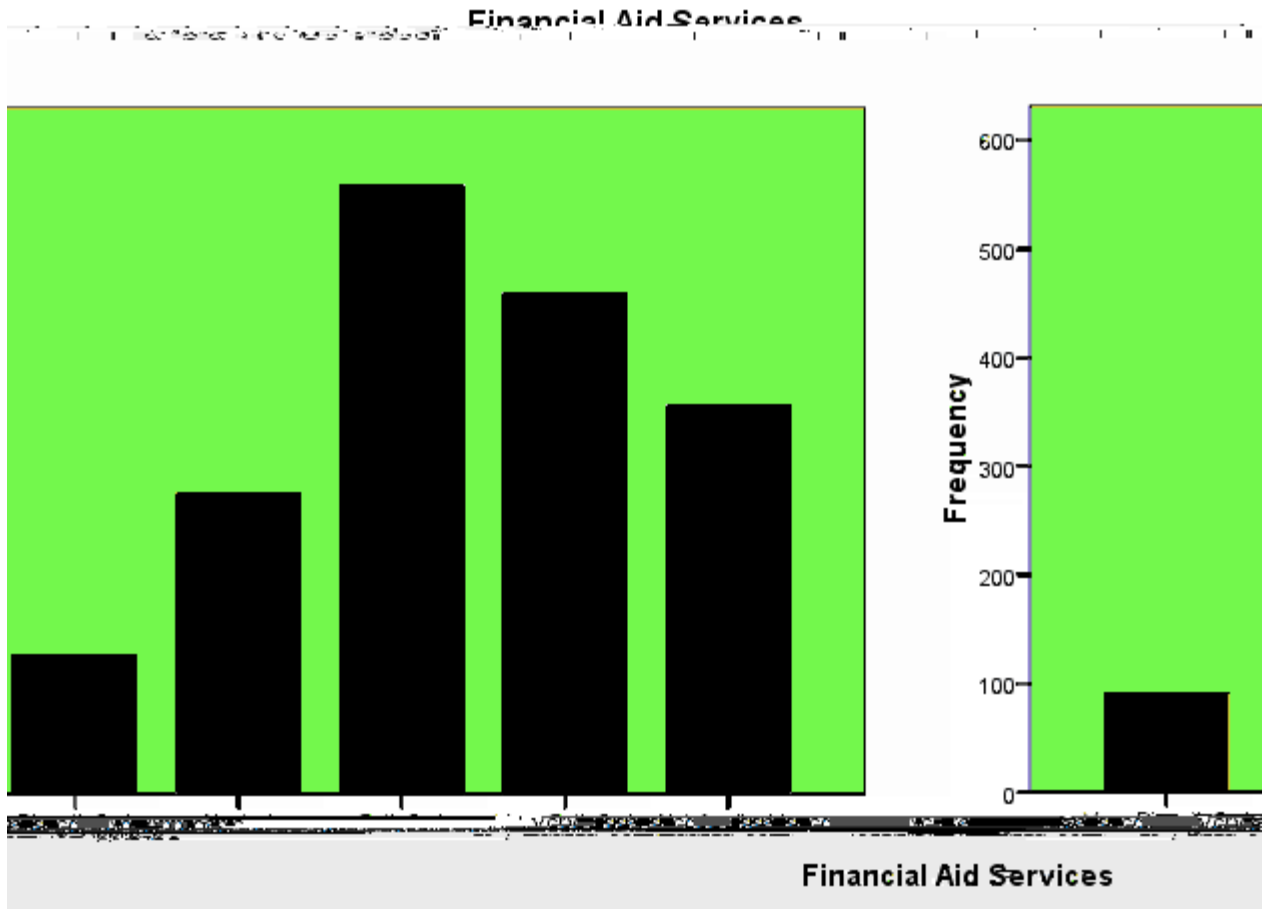


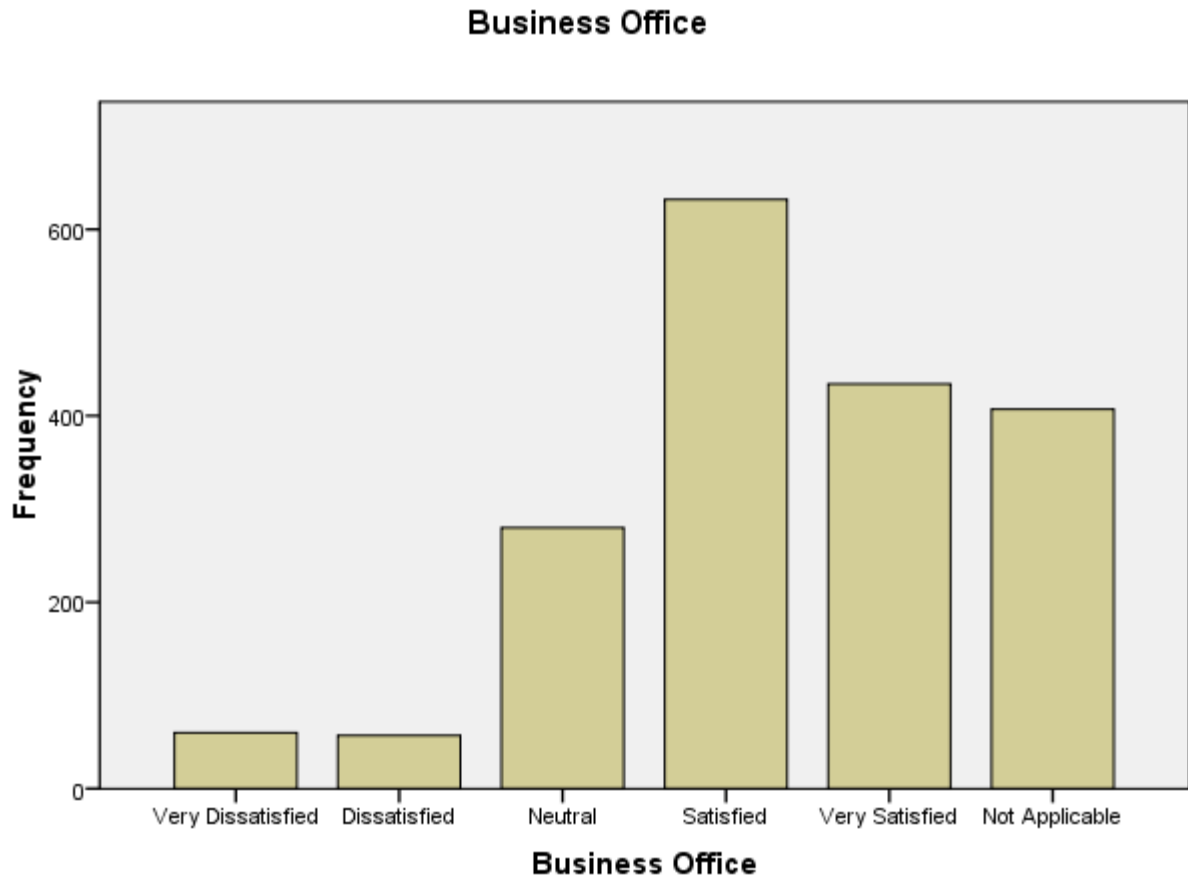










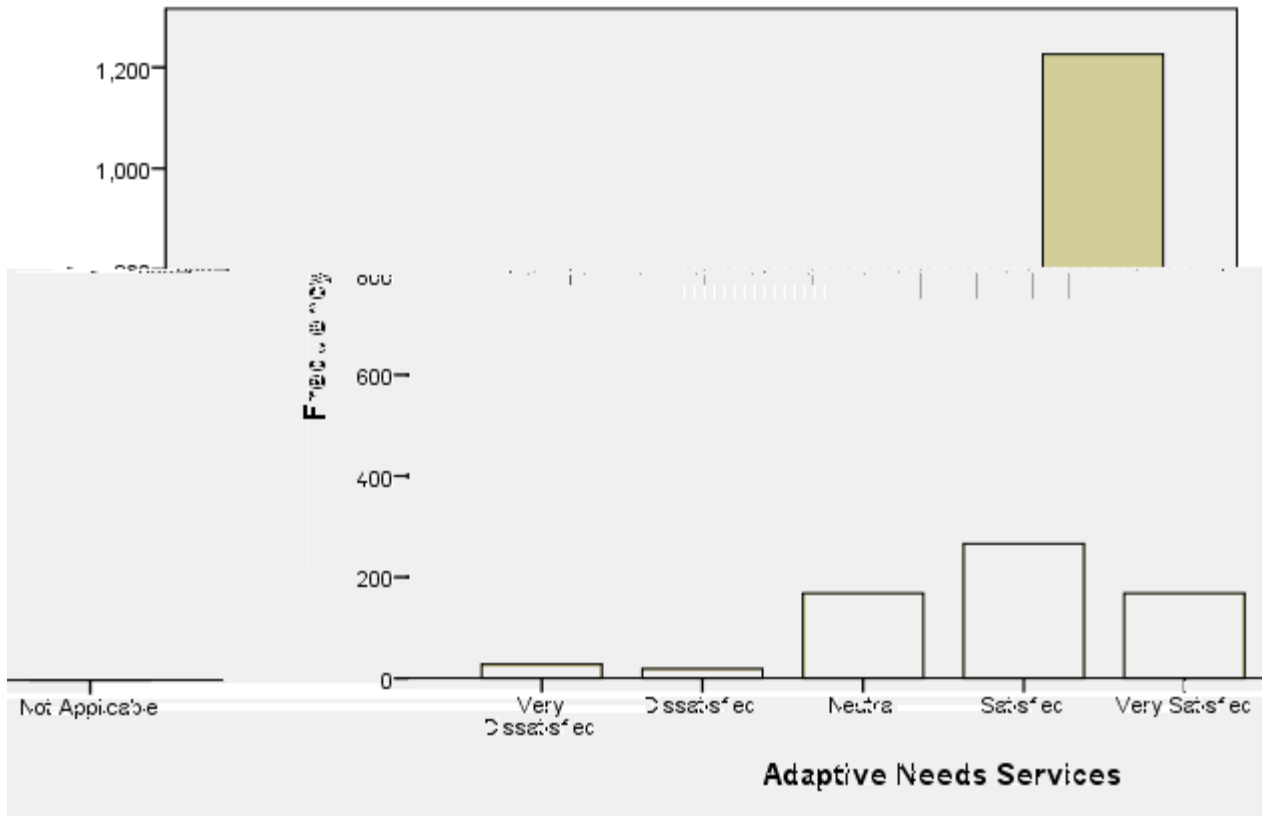




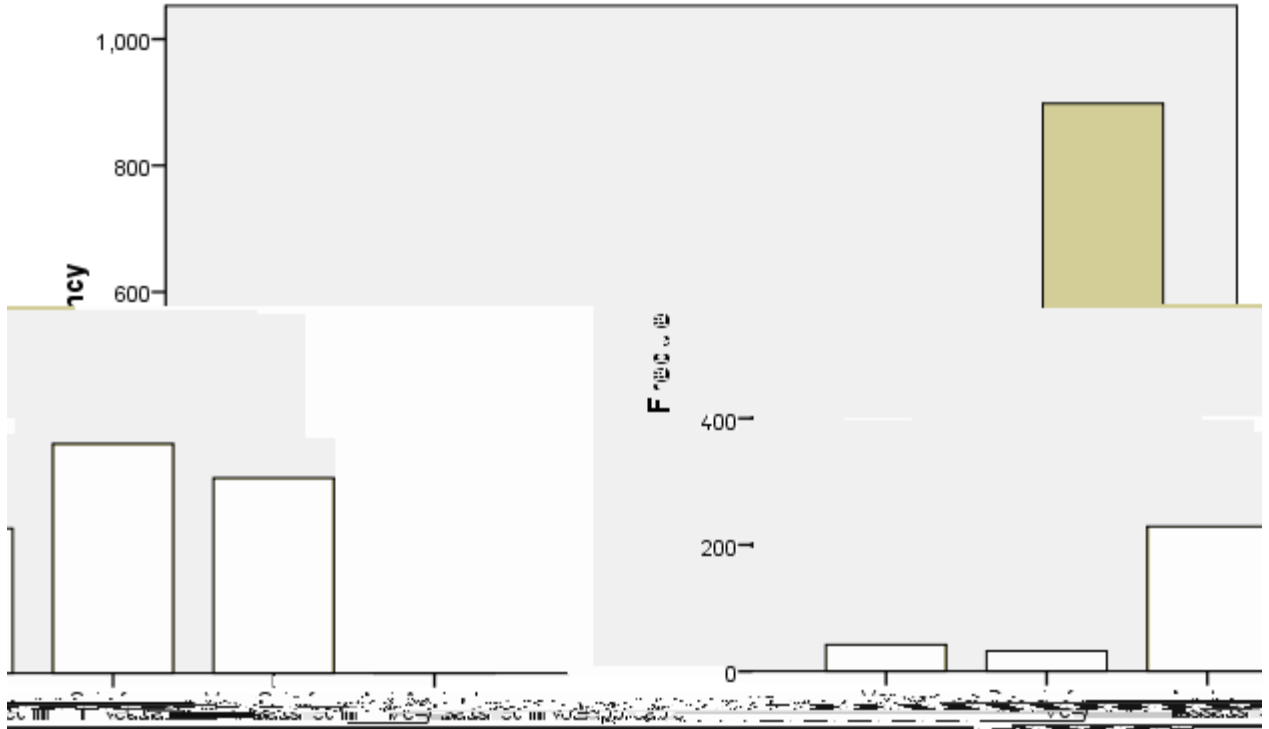




### Adaptive Needs Services



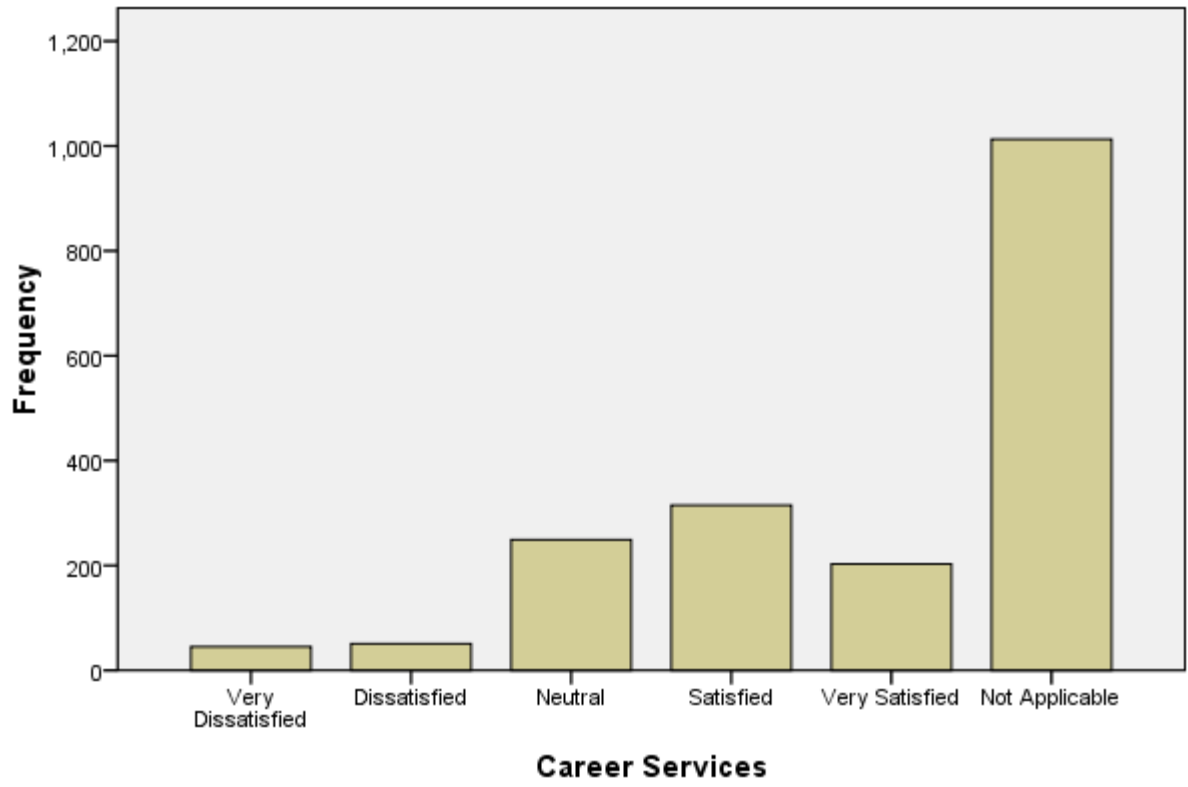
### Student Support Services (SSS)



Student Support Services (SSS)

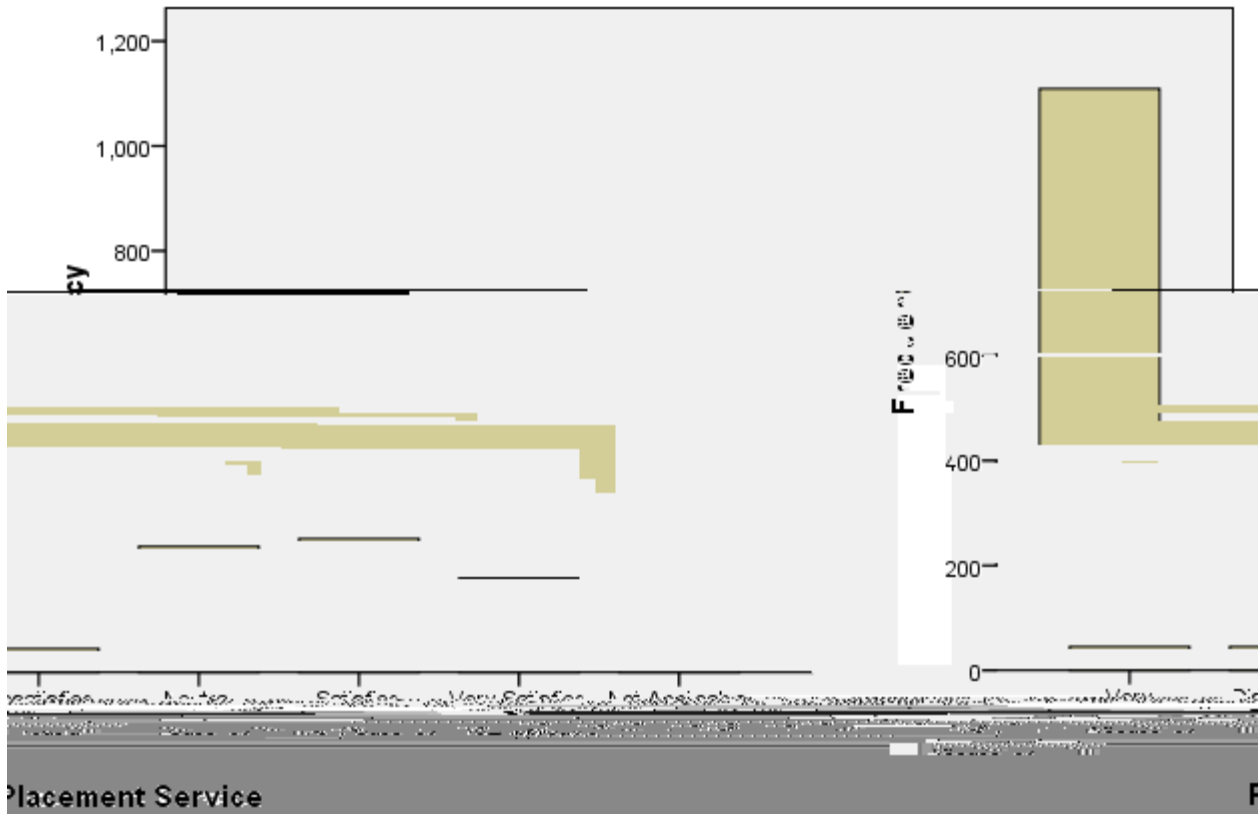
S

### Career Services

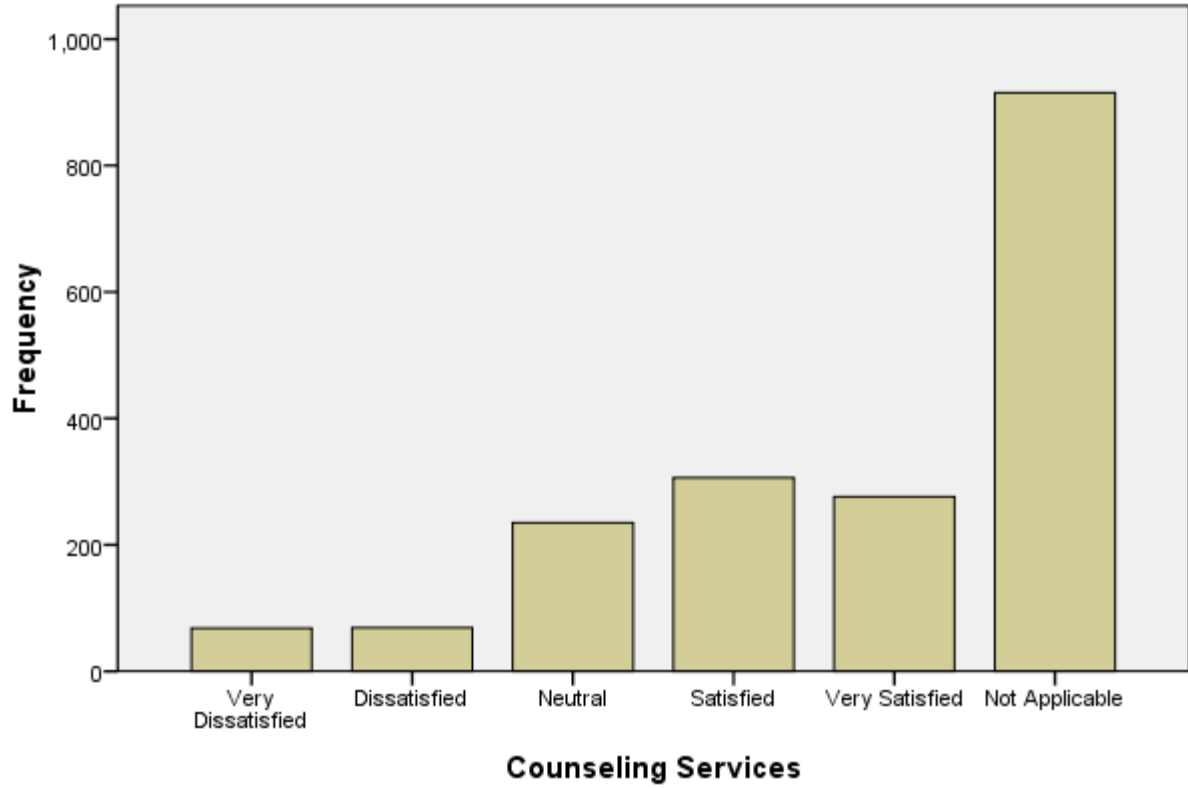


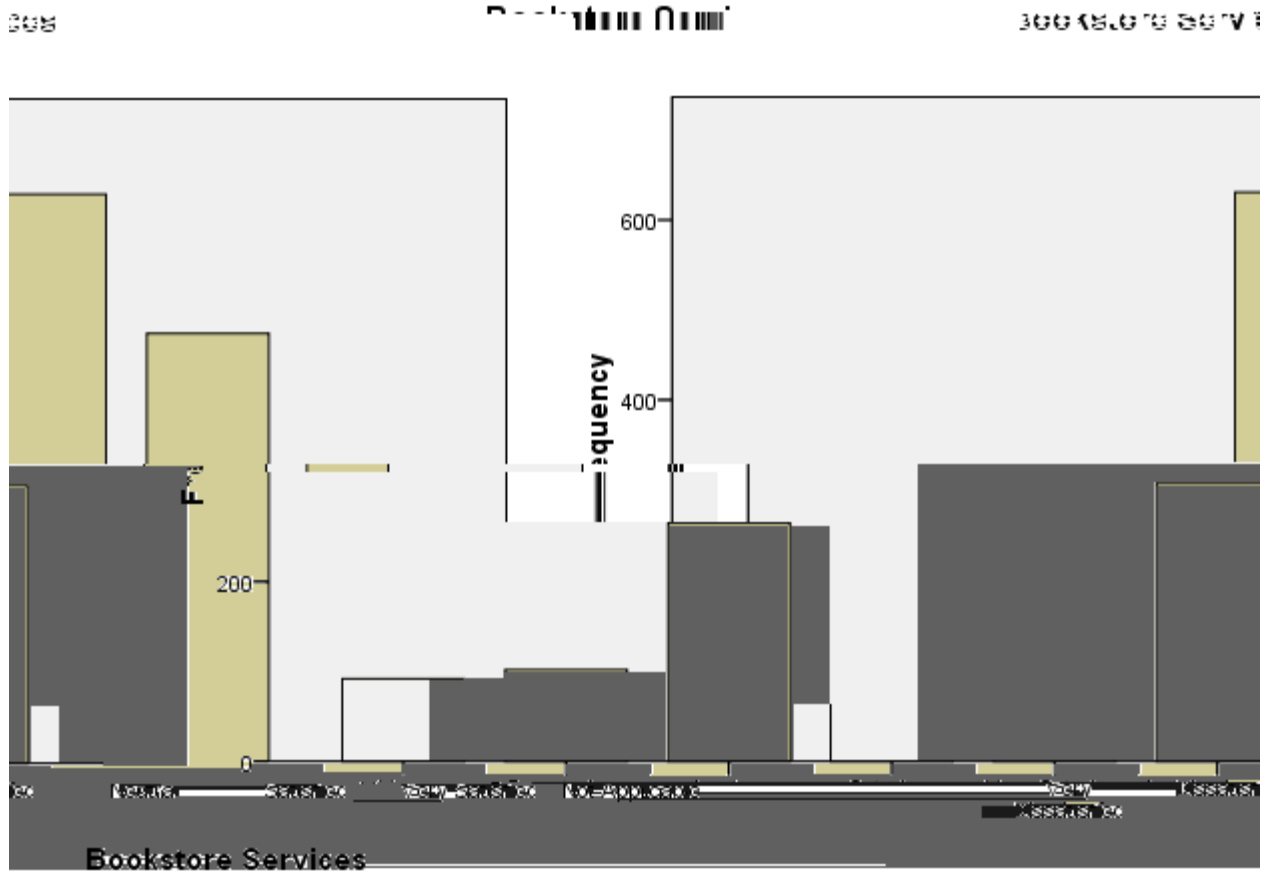


### Placement Service




### Counseling Services

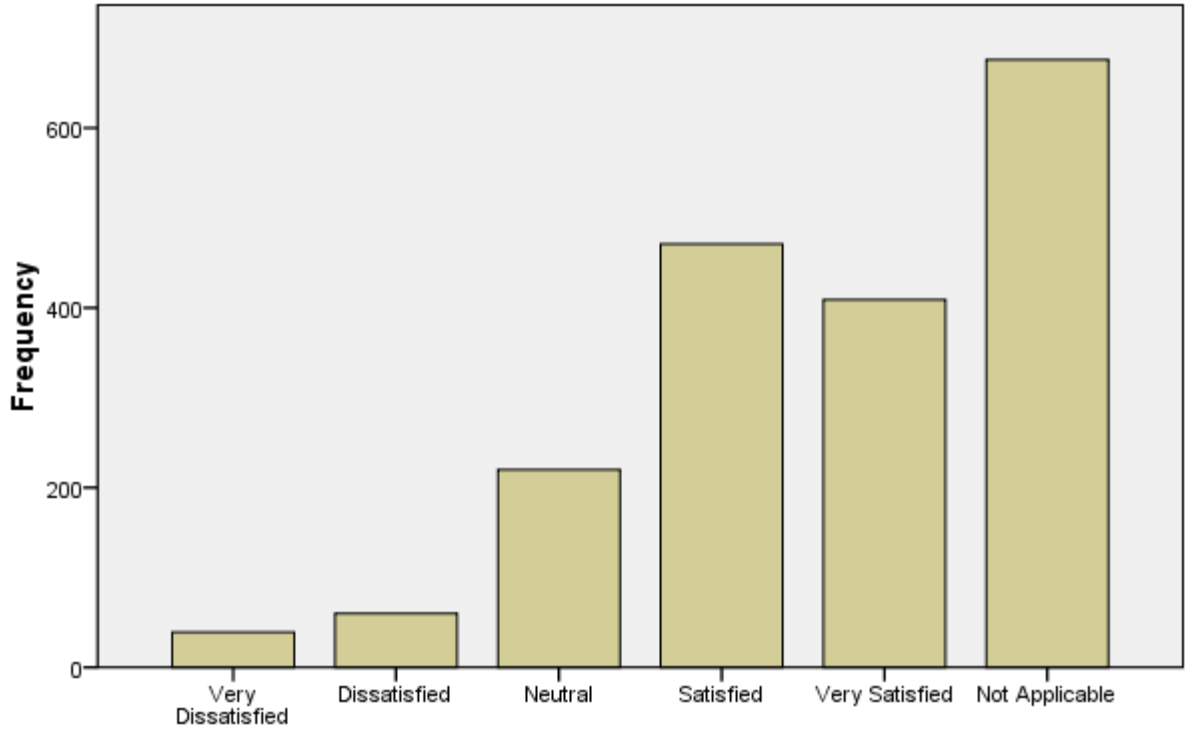




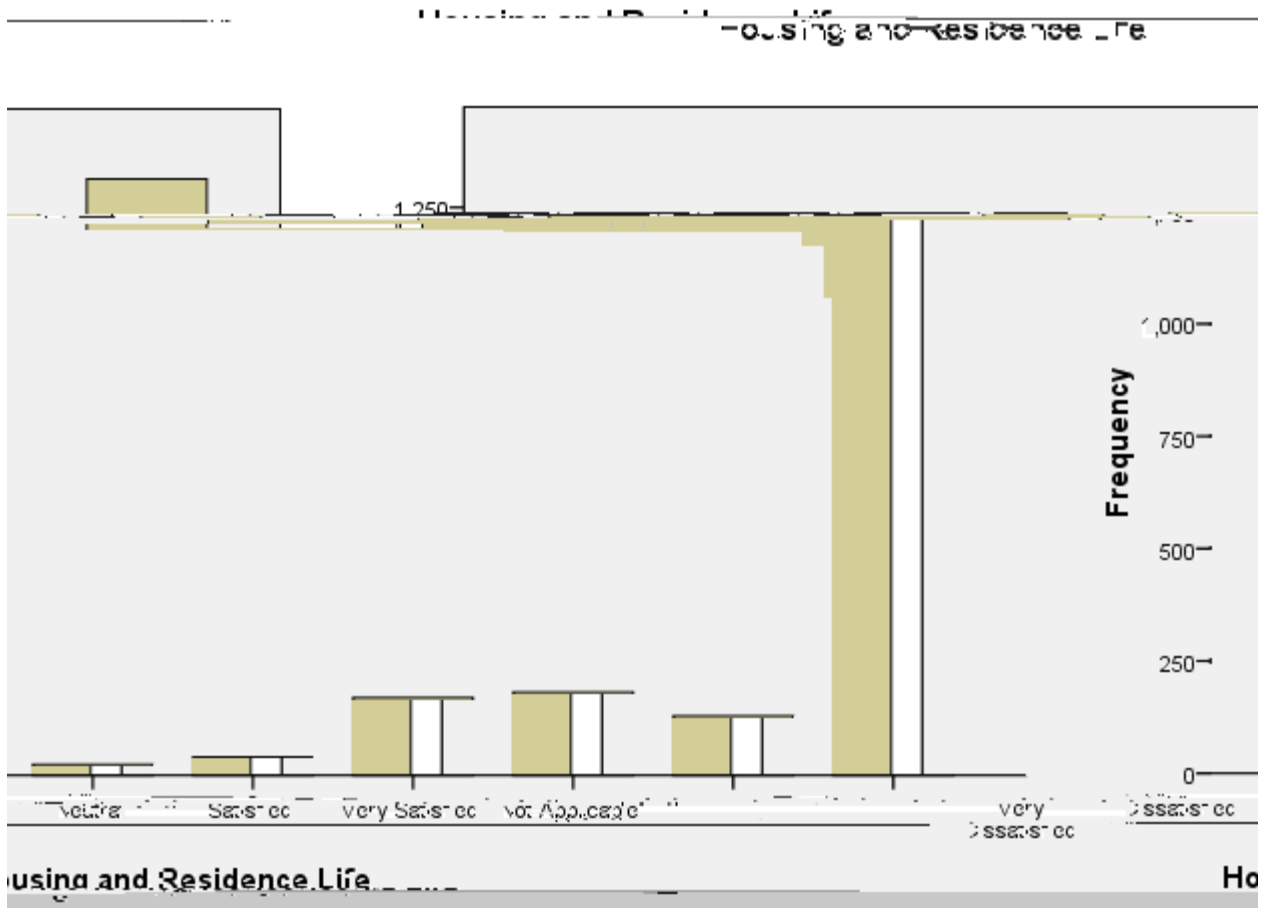
### Food Services



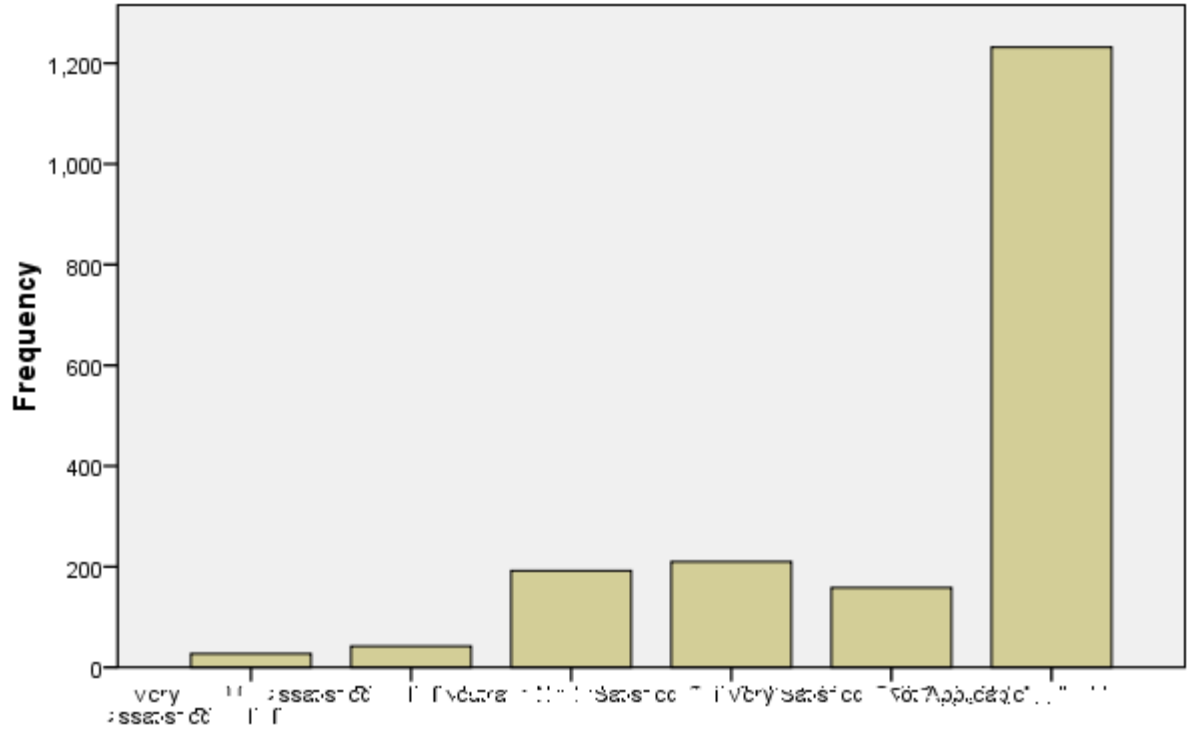
### Buildings and Grounds



**Buildings and Grounds**



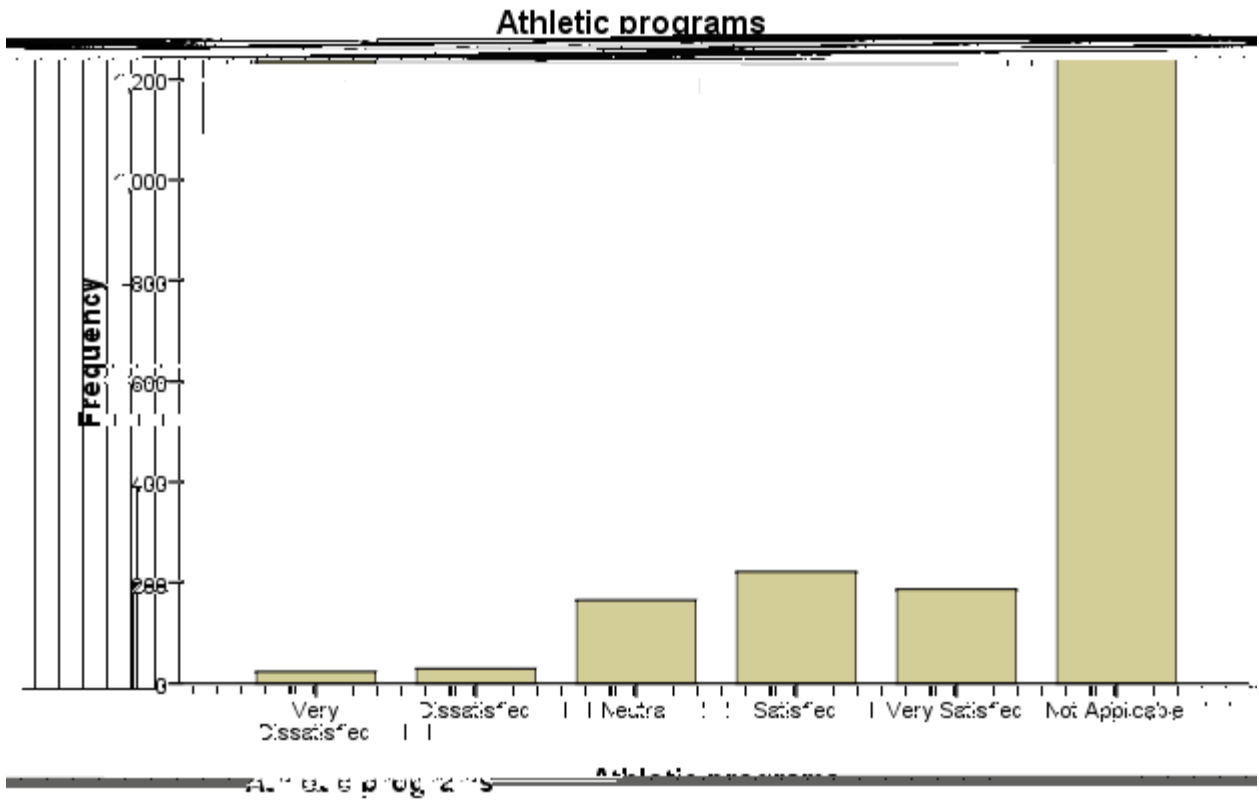
### Student Health Services



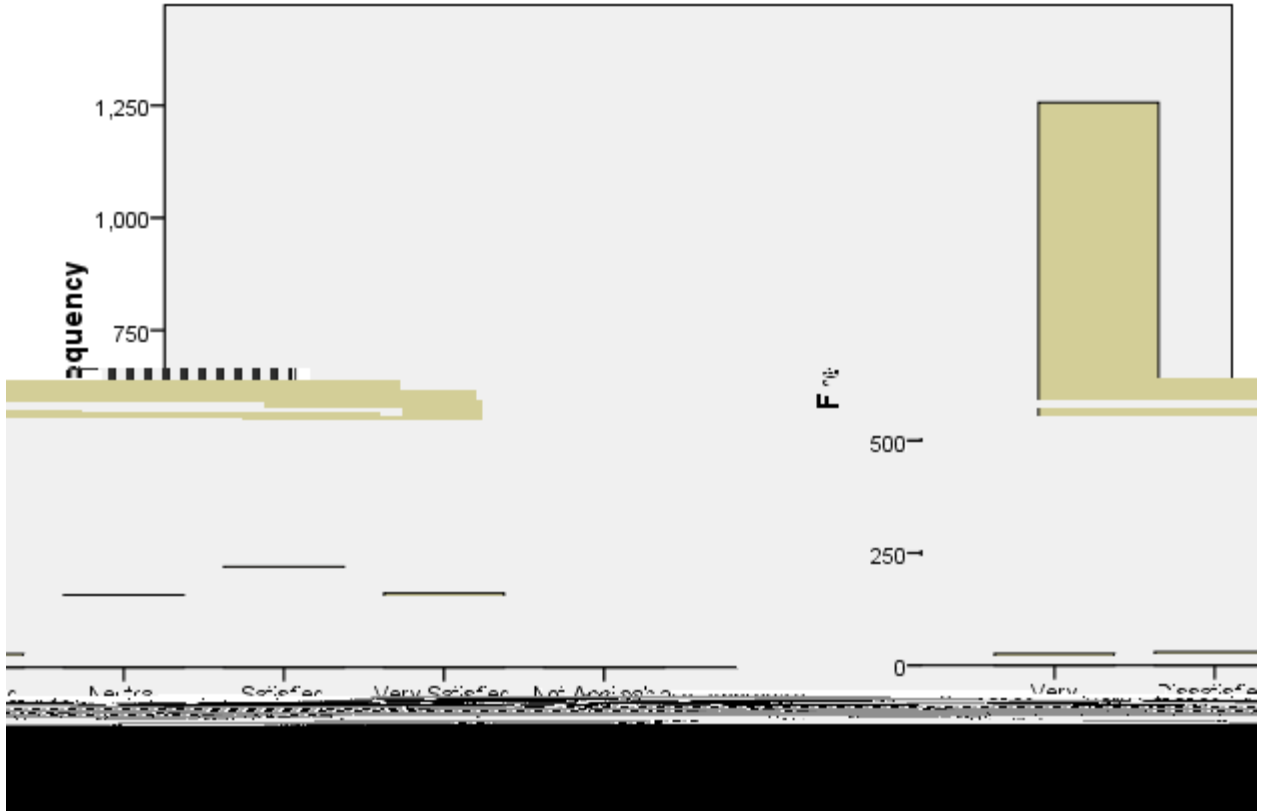
Student Health Services

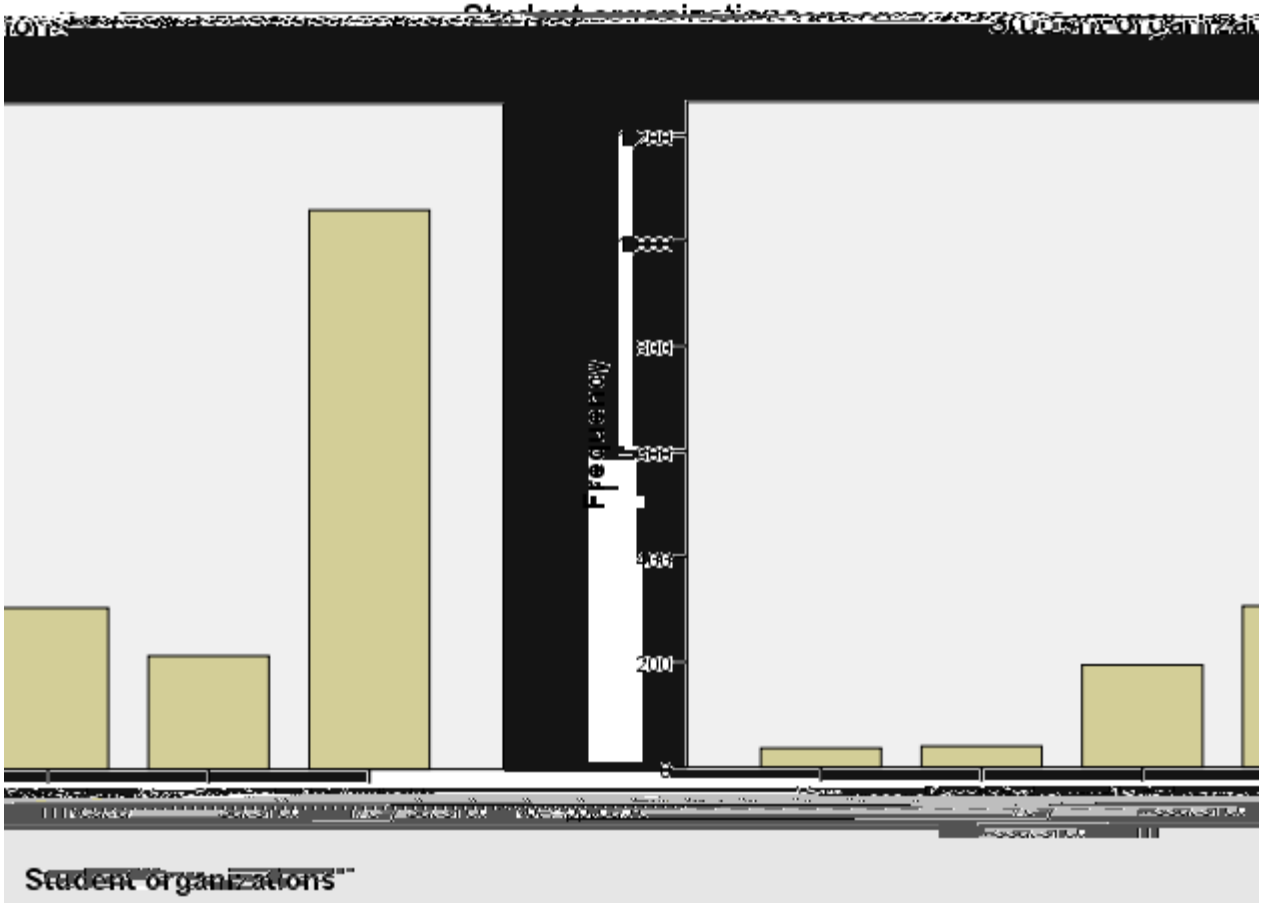







### Trojan Fitness Center









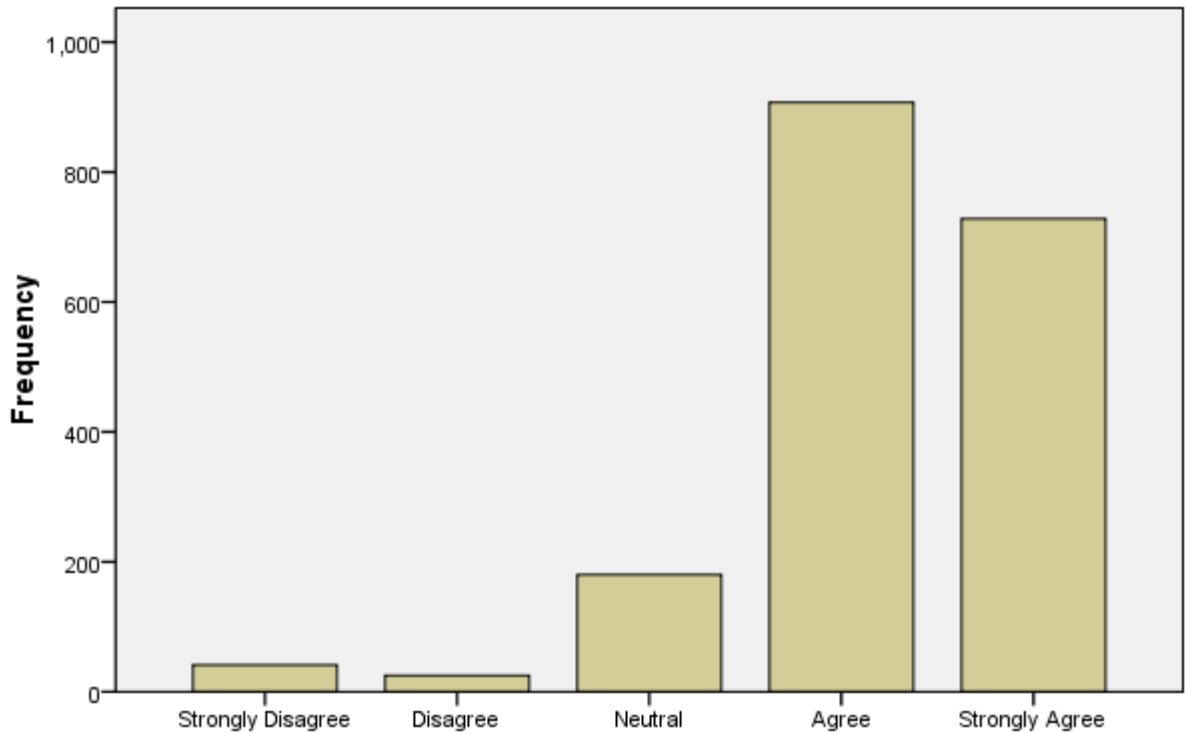
### Parking facilities







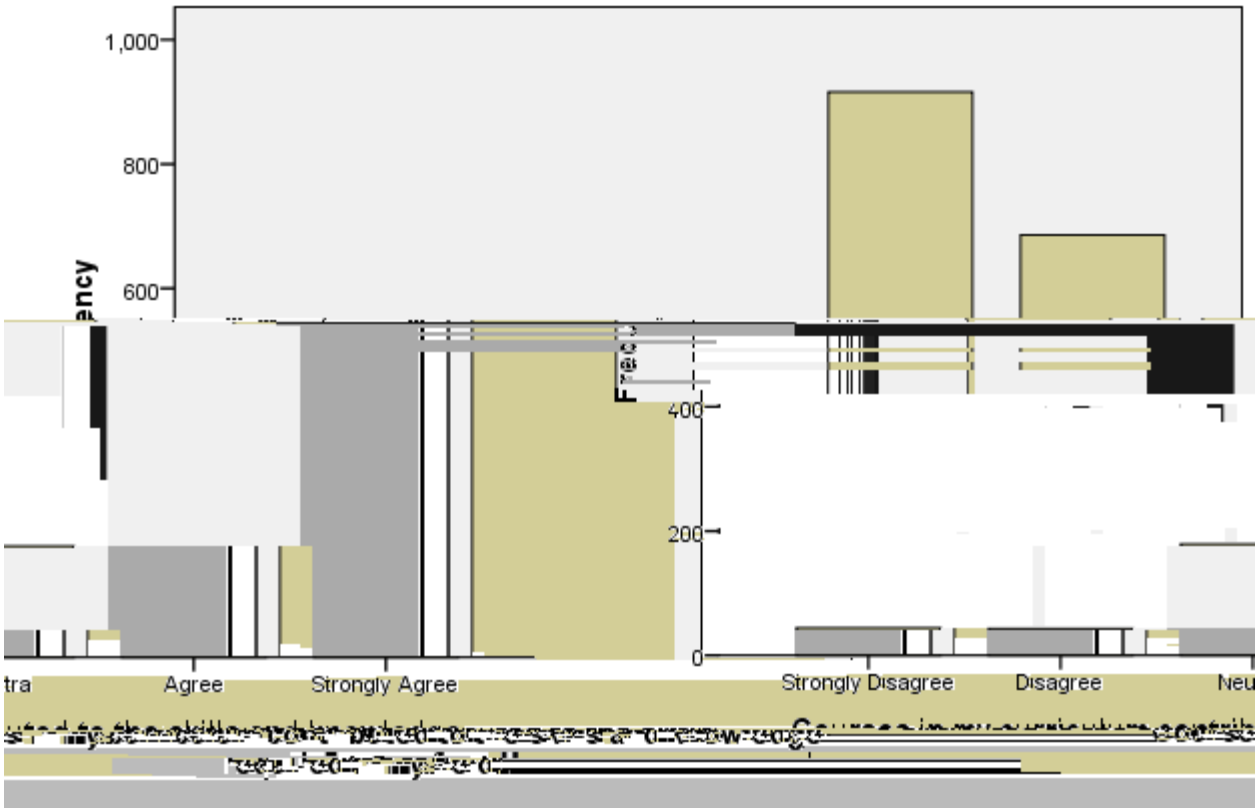
**My academic program was intellectually challenging and stimulating.**



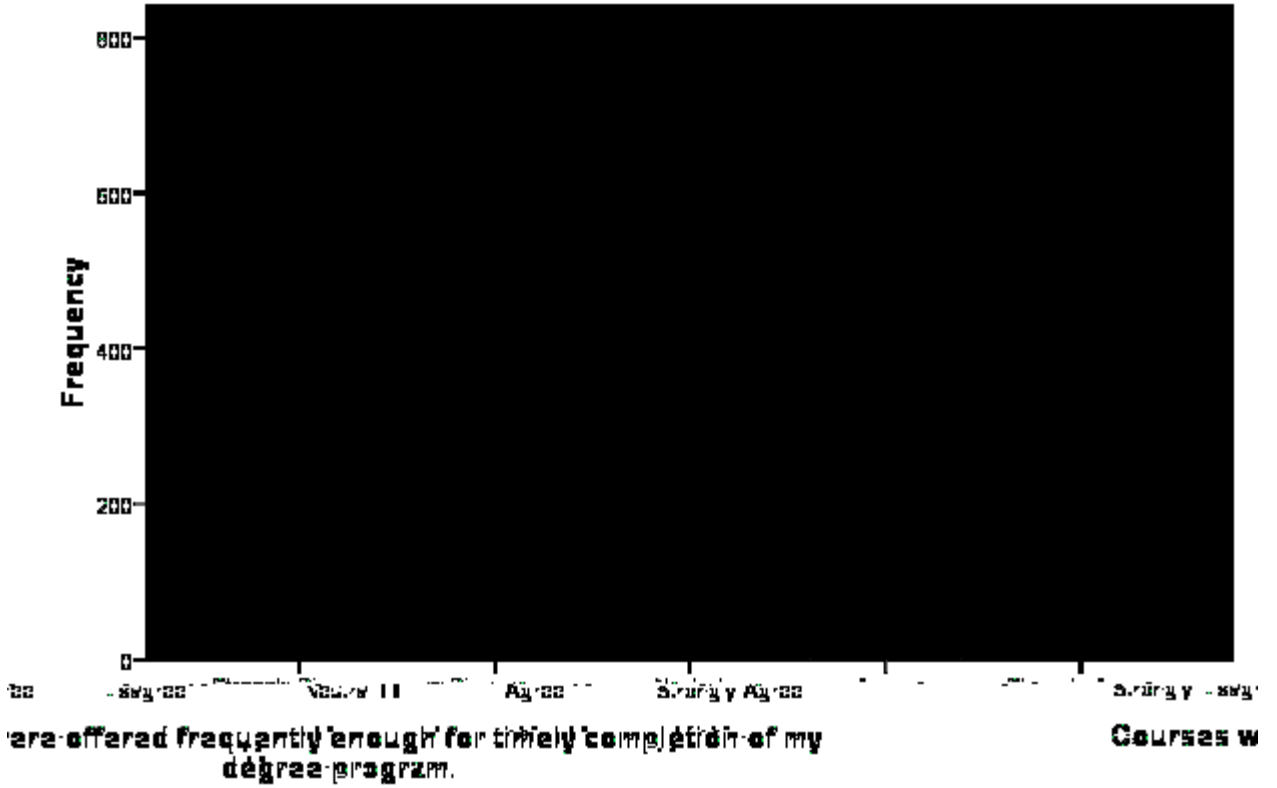
**My academic program was intellectually challenging and stimulating**




**Courses in my curriculum contributed to the skills and knowledge required in**




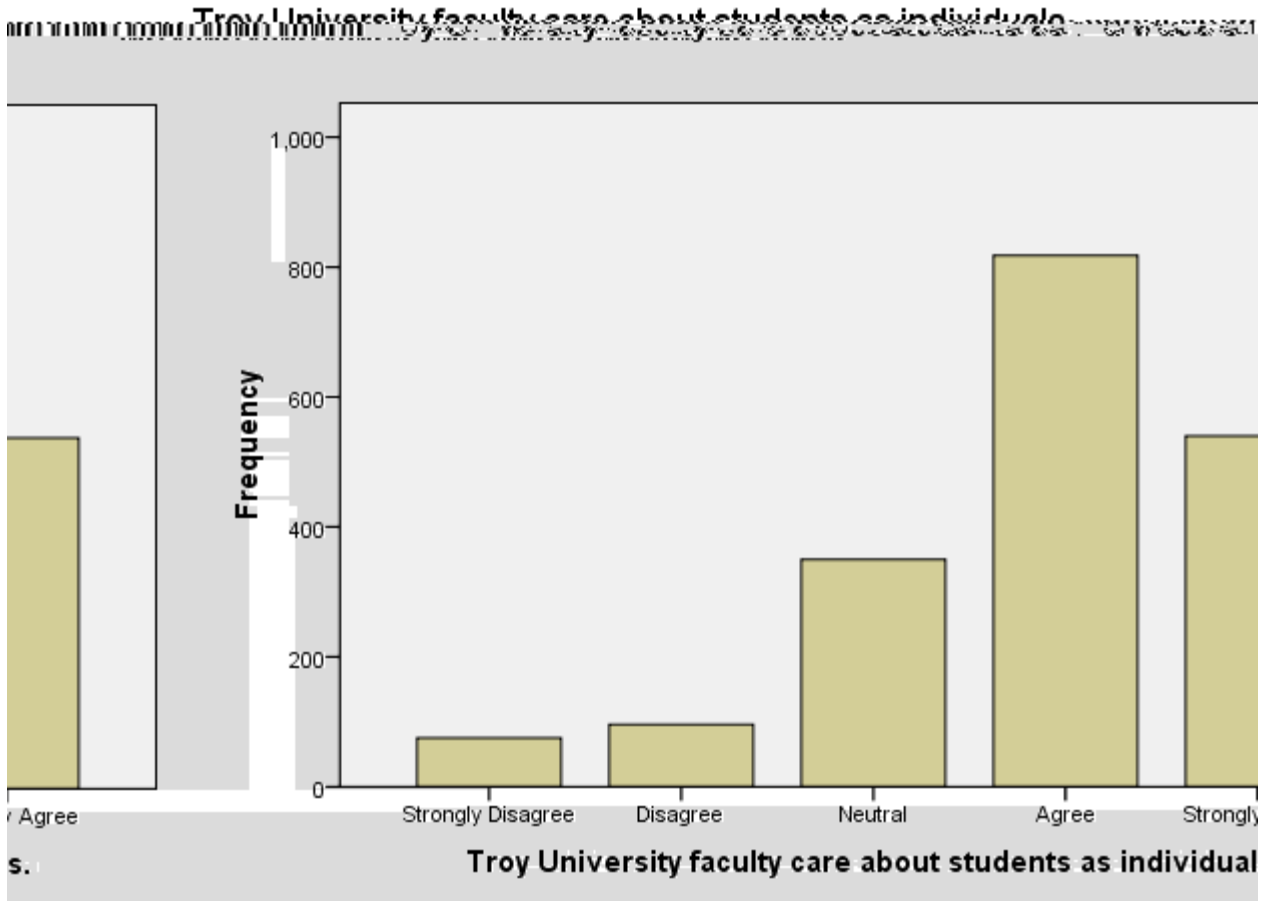
**Courses were offered frequently enough for timely completion of my degree program.**

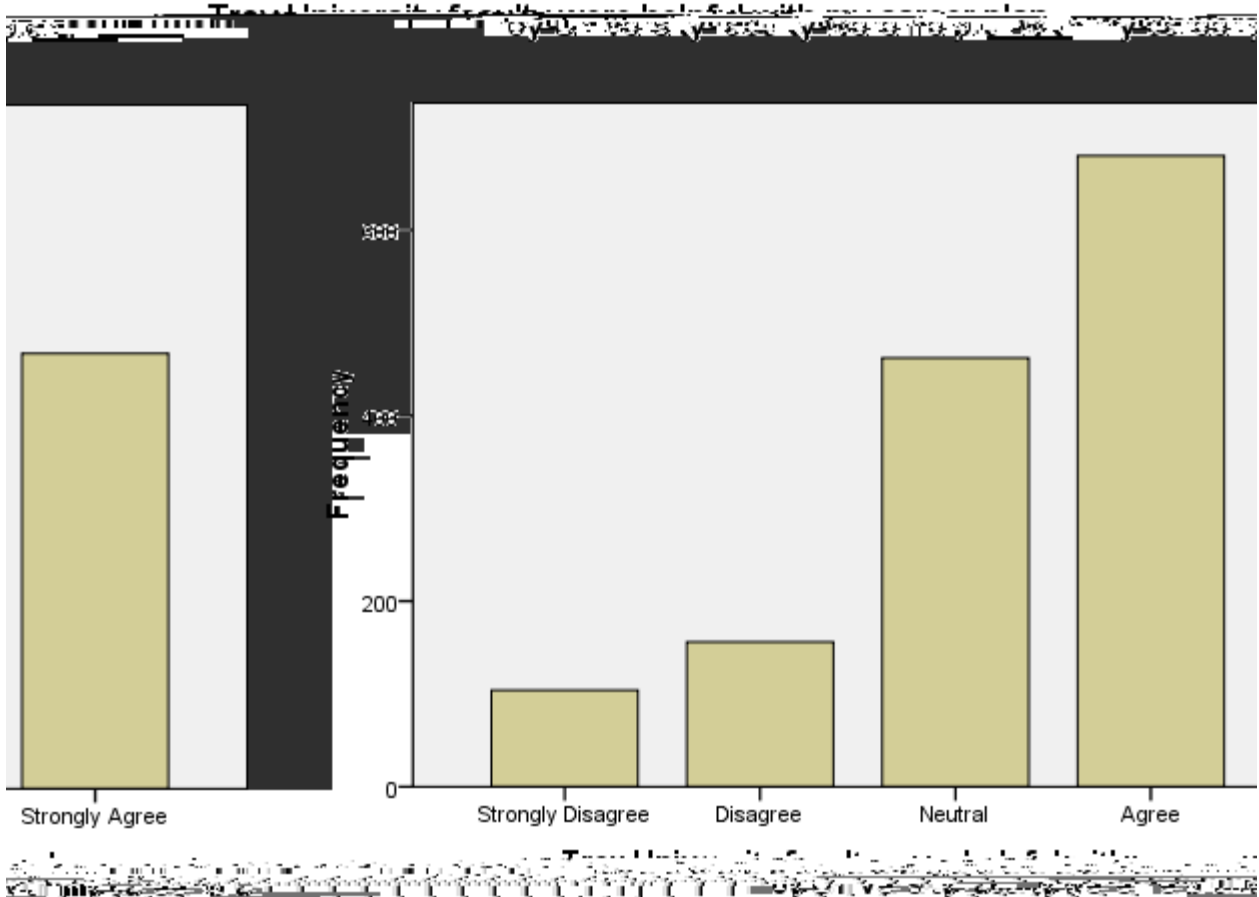



..... The intellectual caliber of students in my academic program was high .....

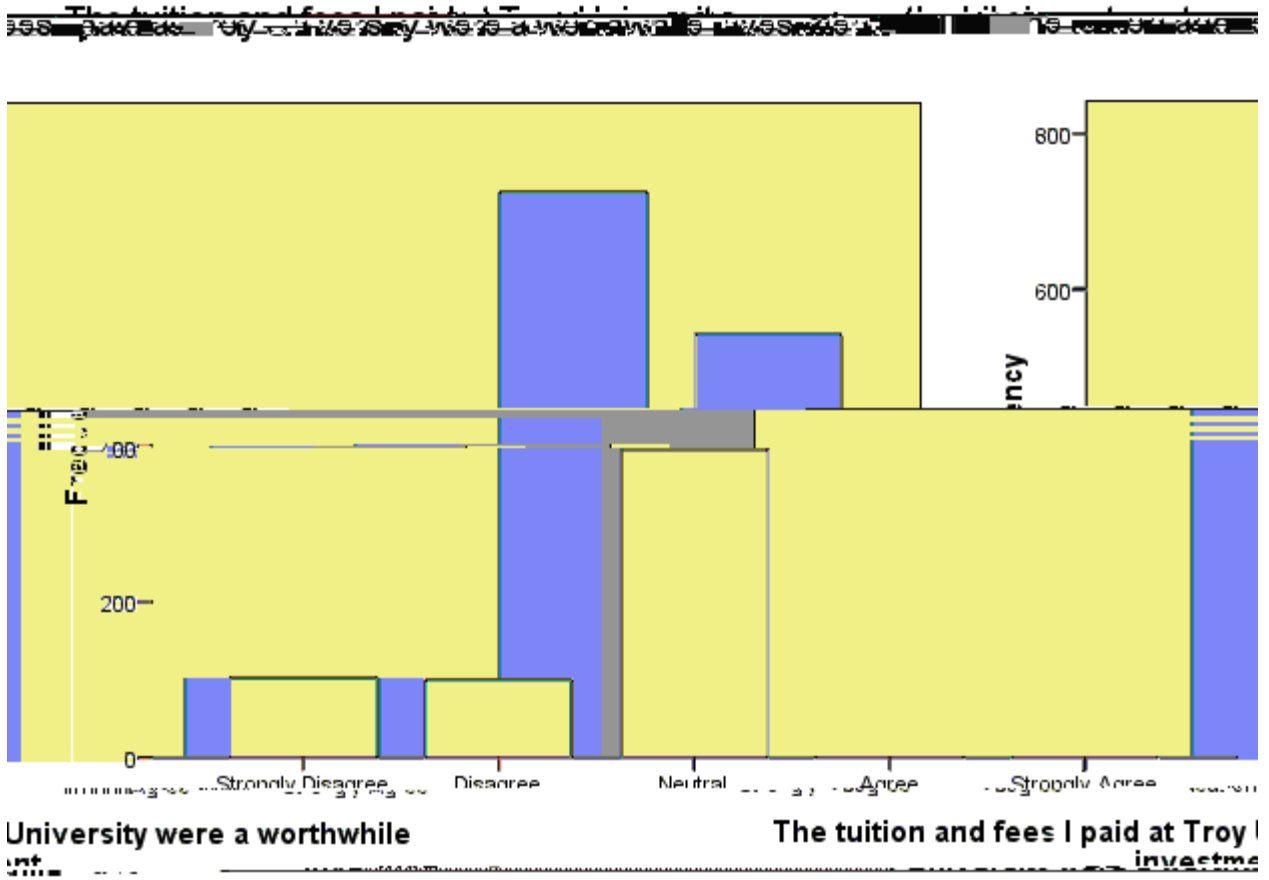






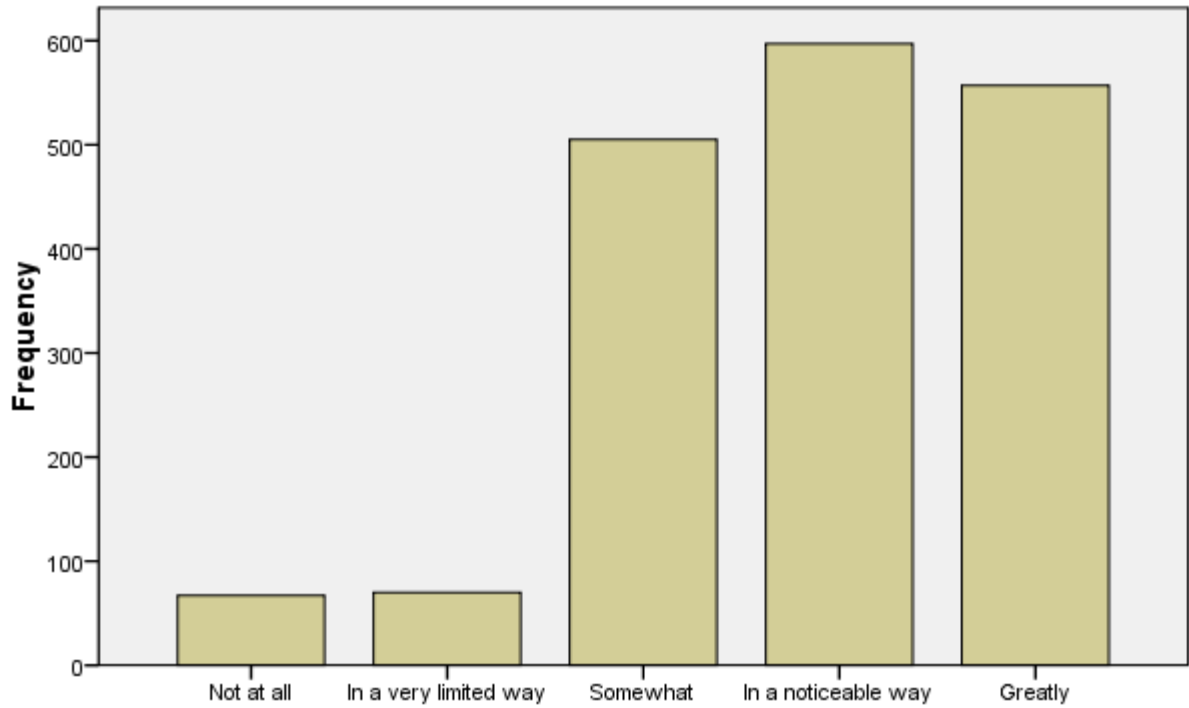






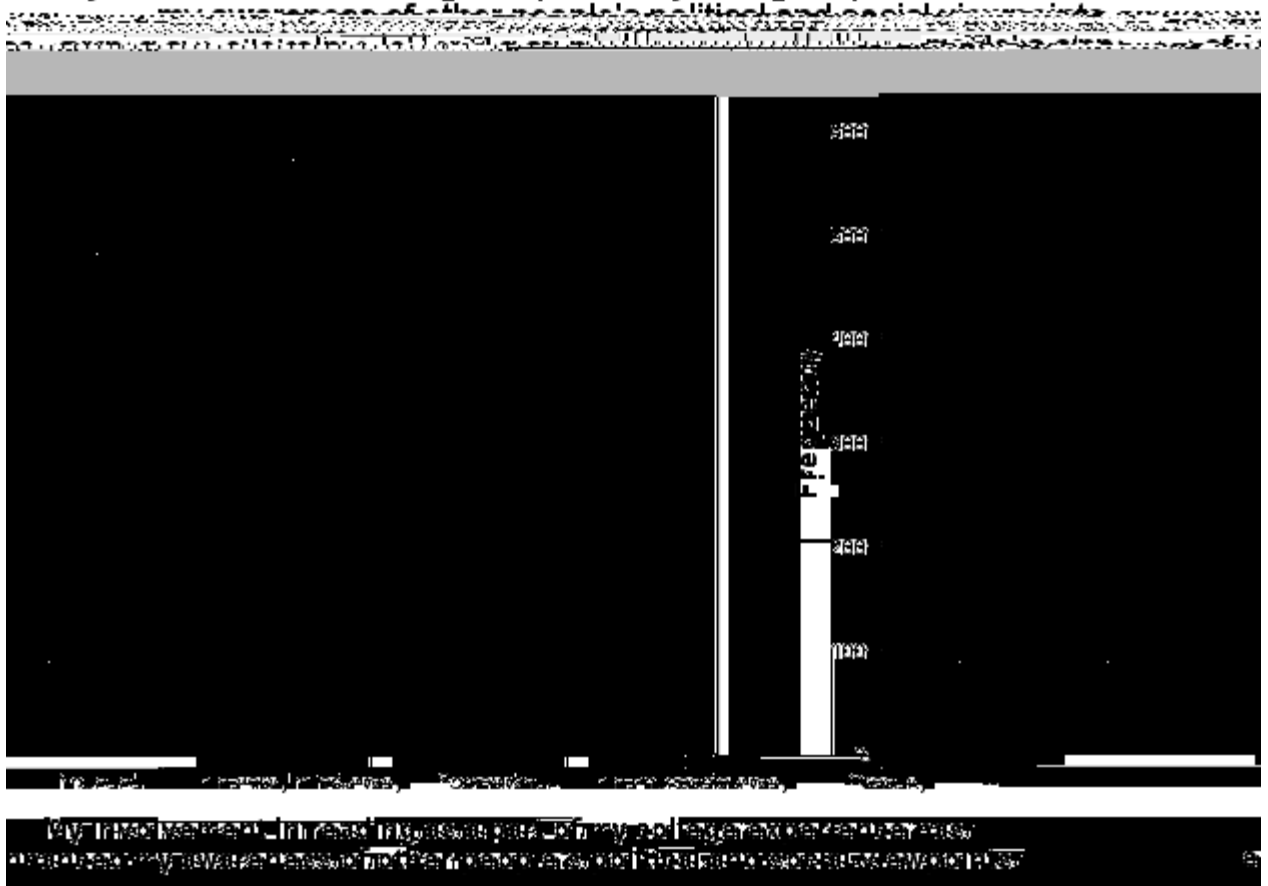


My involvement in reading as part of my college experience has enhanced my reading skills.



My involvement in reading as part of my college experience has enhanced my reading skills.


### My involvement in reading as a part of my college experience has enhanced



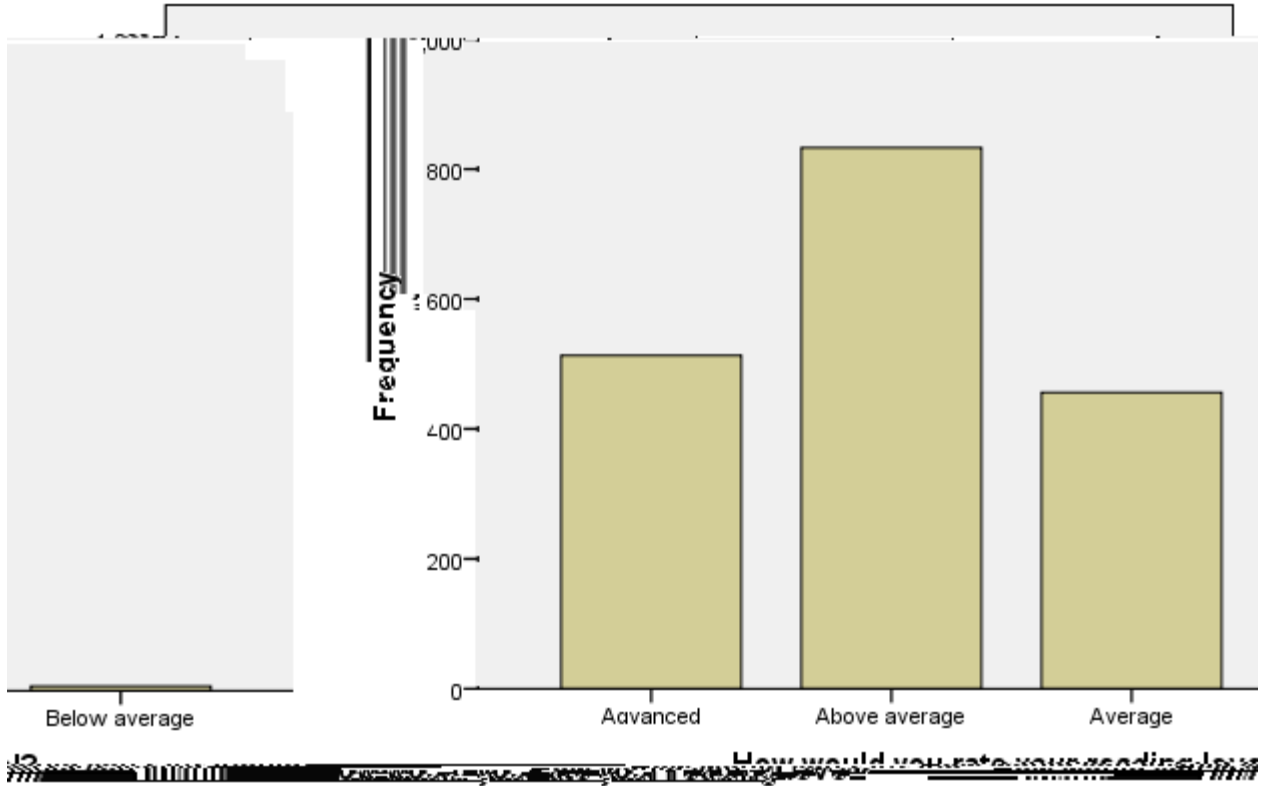
Which statement below do you agree with most?



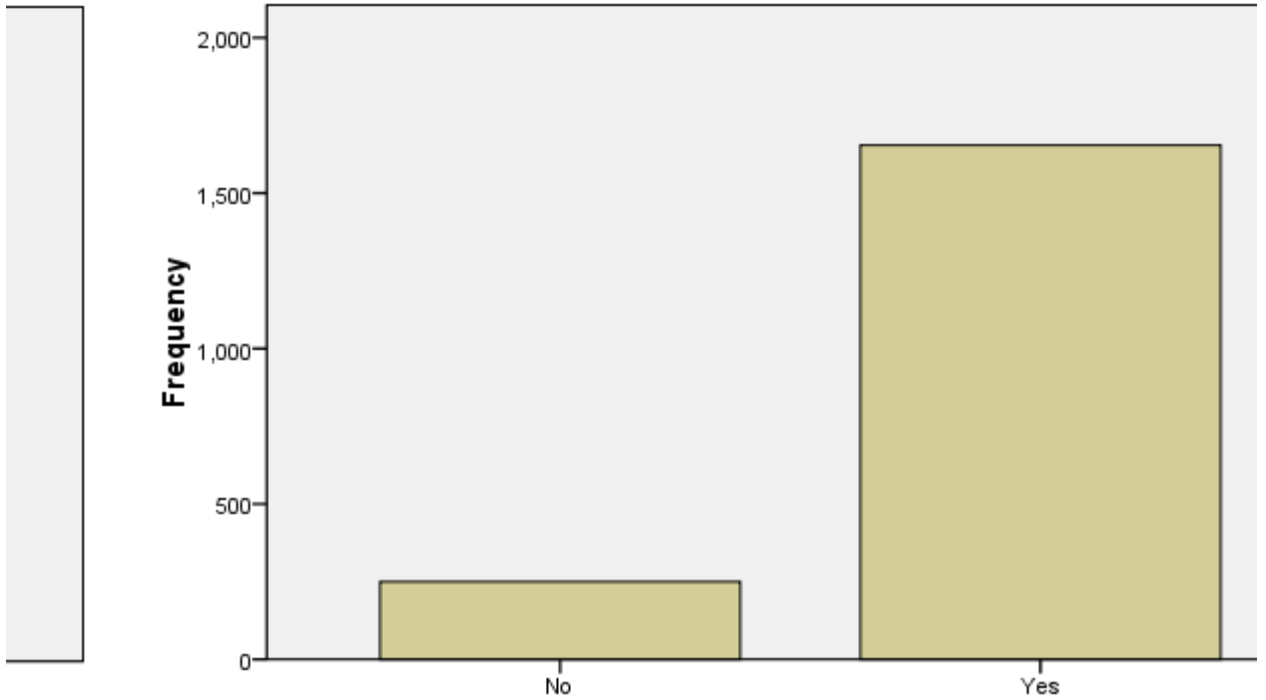
\_\_\_\_\_



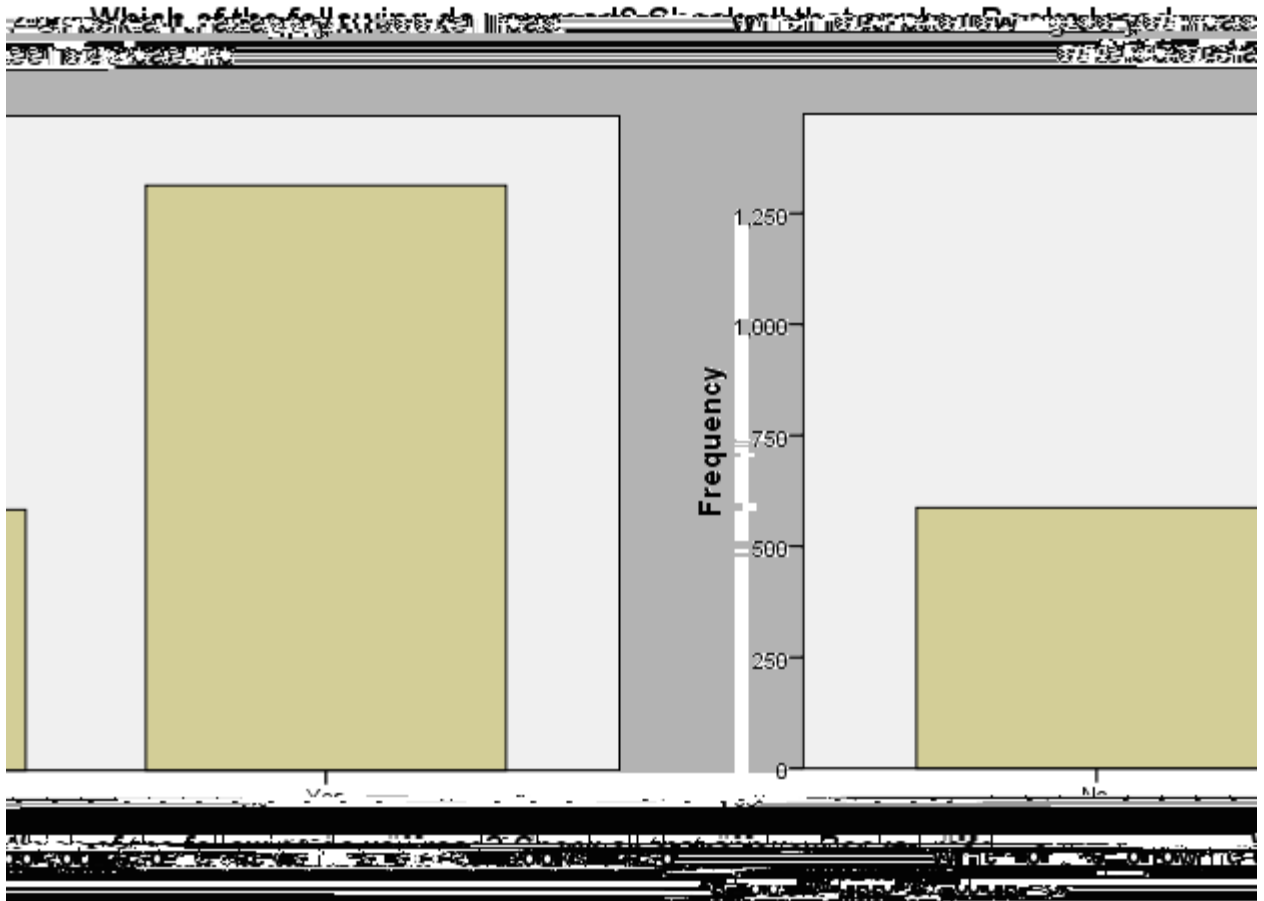
### How would you rate your reading level?



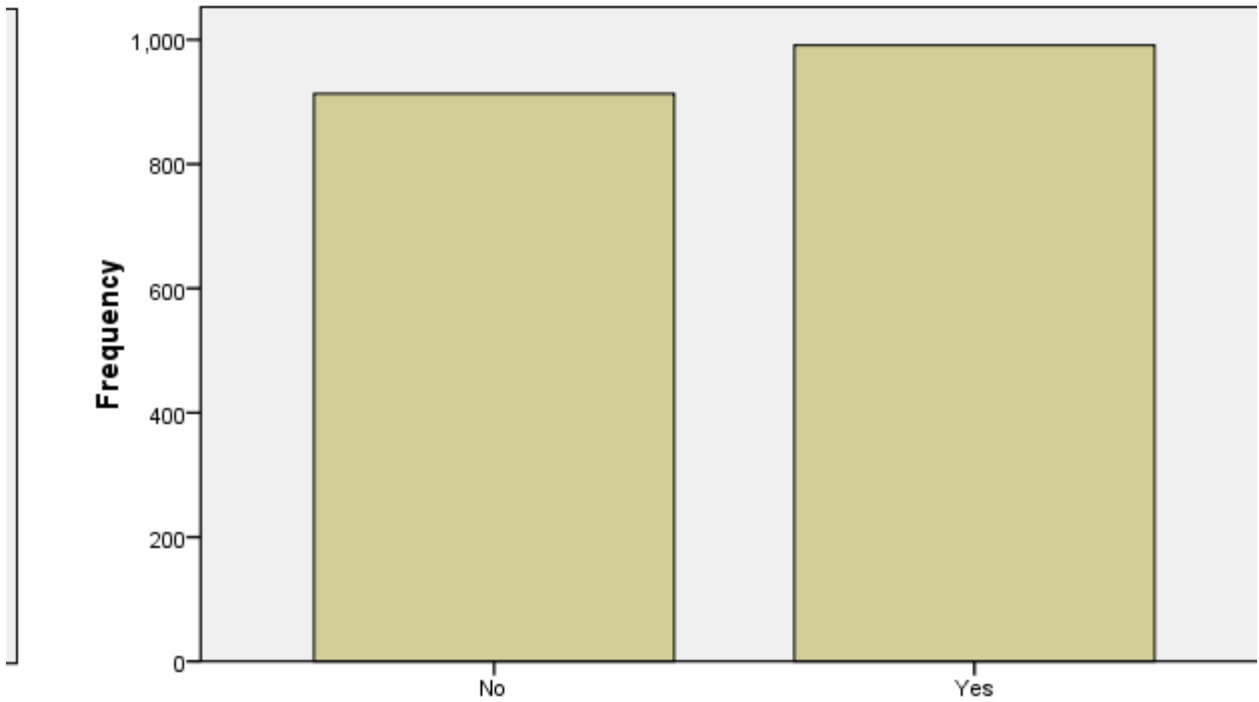
Which of the following do you read? Check all that apply. : Books assigned for class



Which of the following do you read? Check all that apply. : Books assigned for class



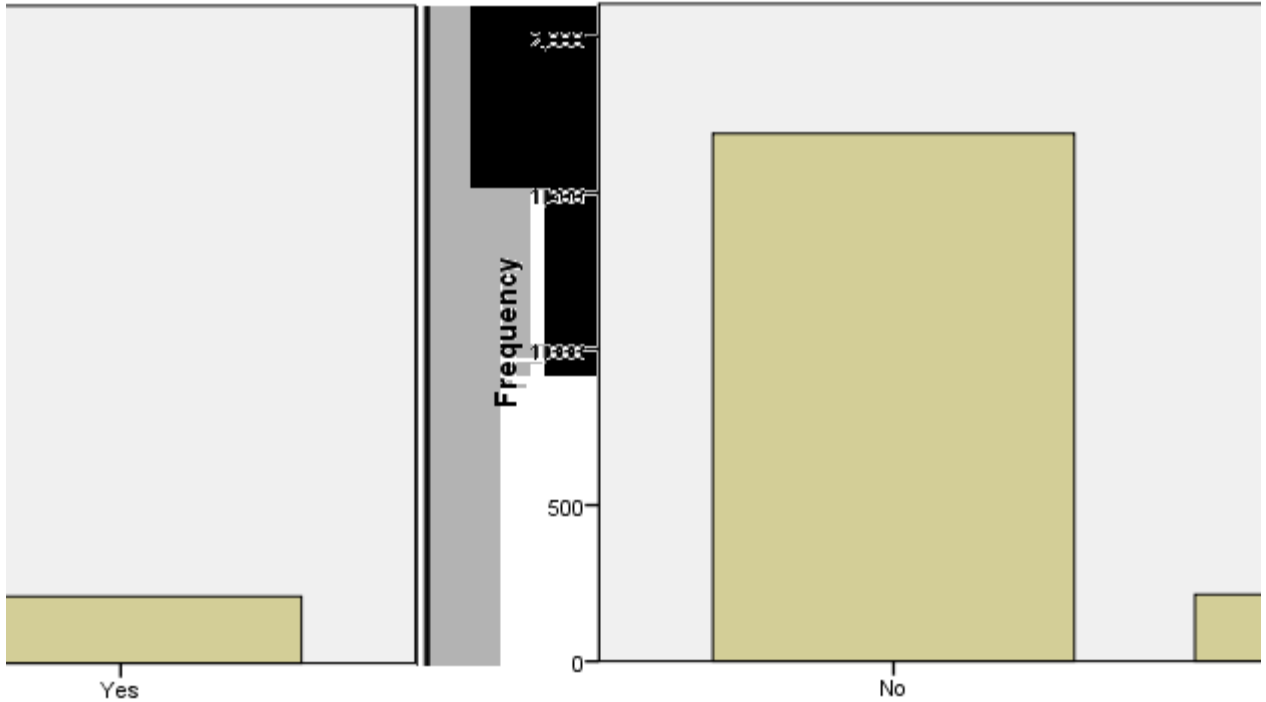
Which of the following do you read? Check all that apply : Cereal boxes



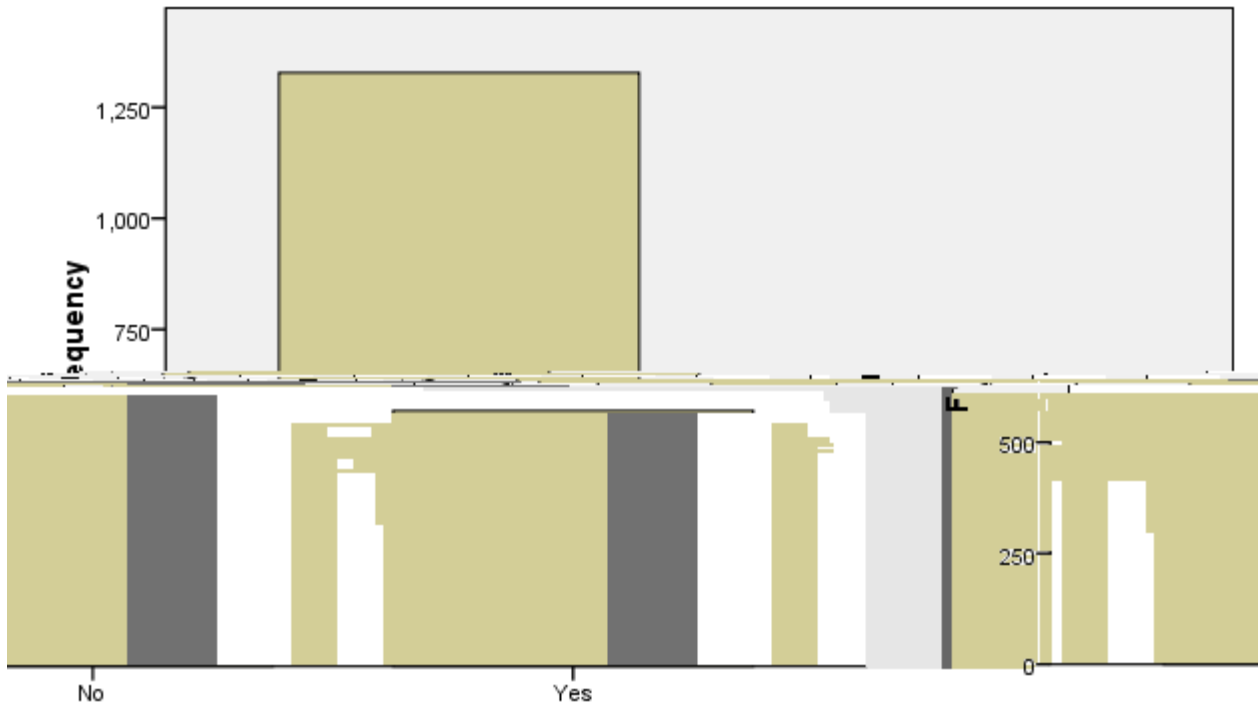
Which of the following do you read? Check all that apply : Cereal boxes



Which of the following do you read? Check all that apply : Comic books or



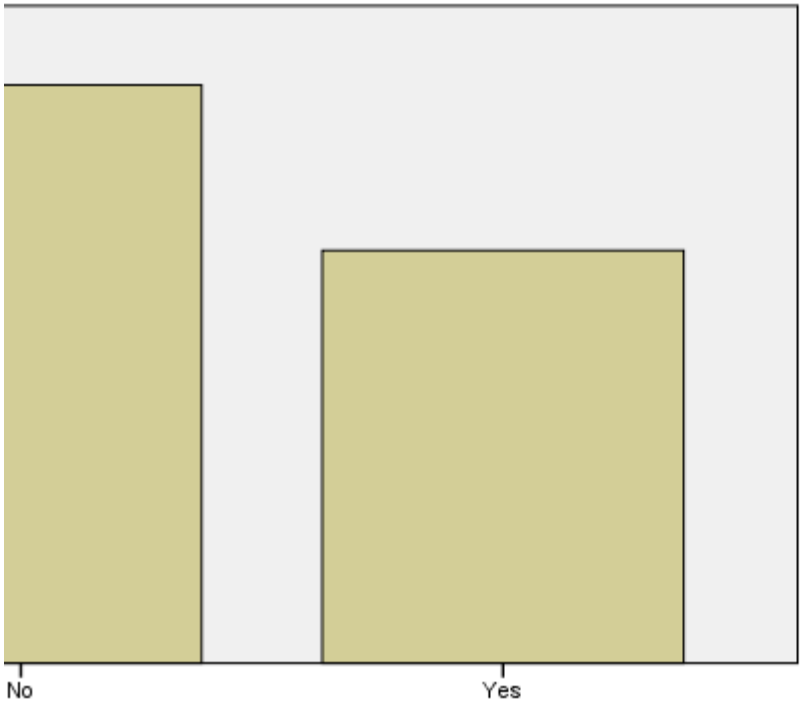
**Which of the following do you read? Check all that apply. : Computer manuals or other electronic equipment manuals**



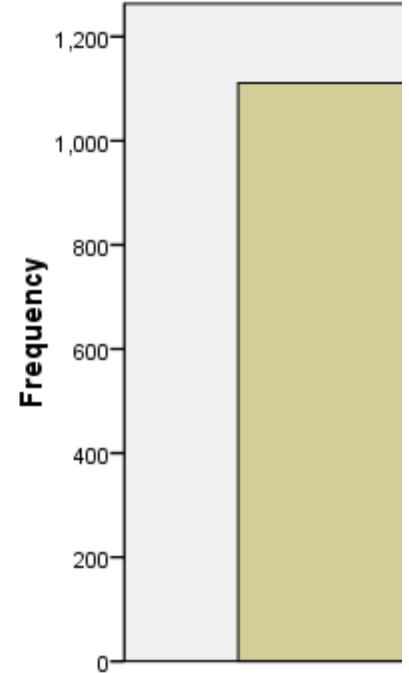
ie following do you read? Check all that apply. : Computer manuals or other electronic equipment manuals

Which of th  
r

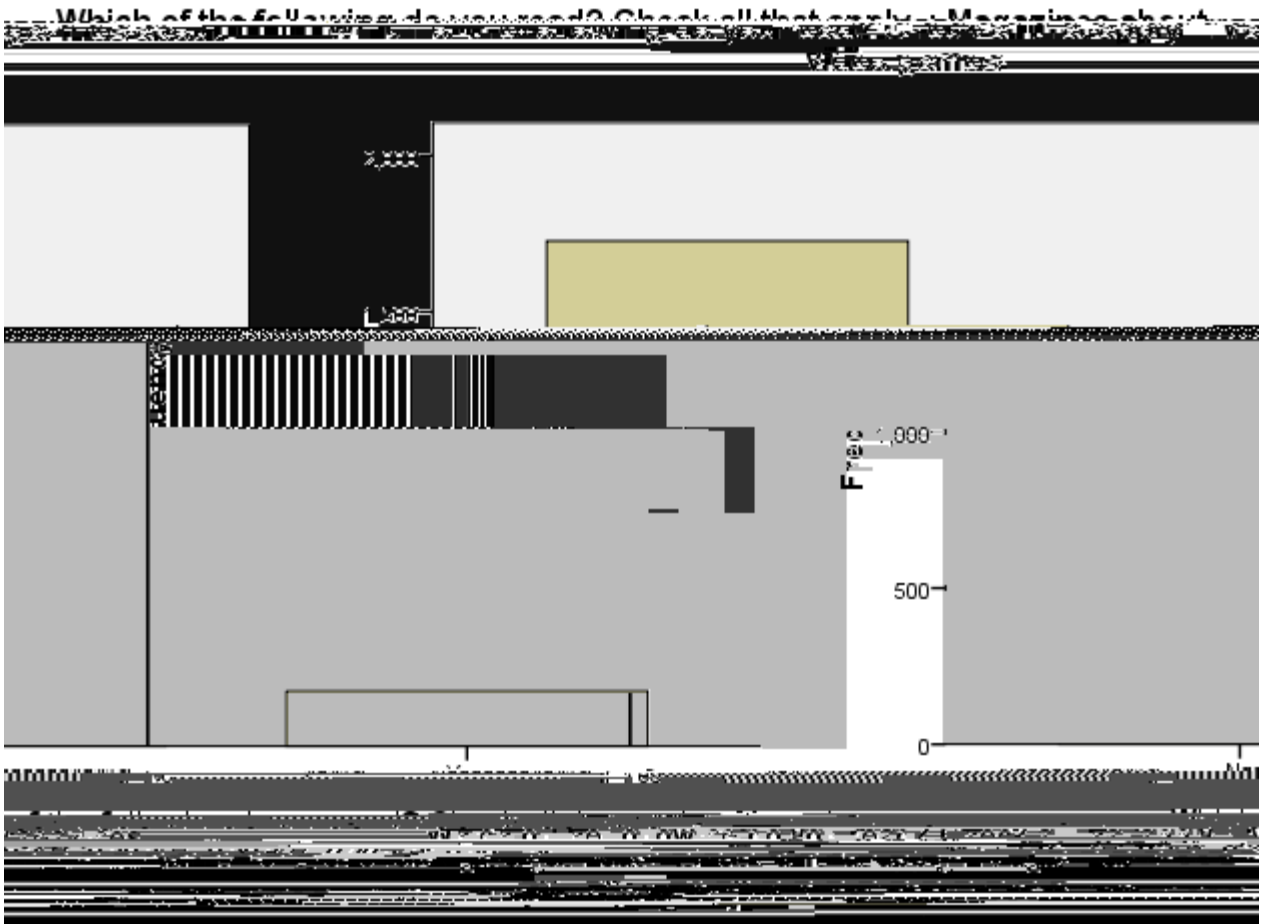
Which of the following do you read? Check all that apply. : Fashion/Beauty  
magazines



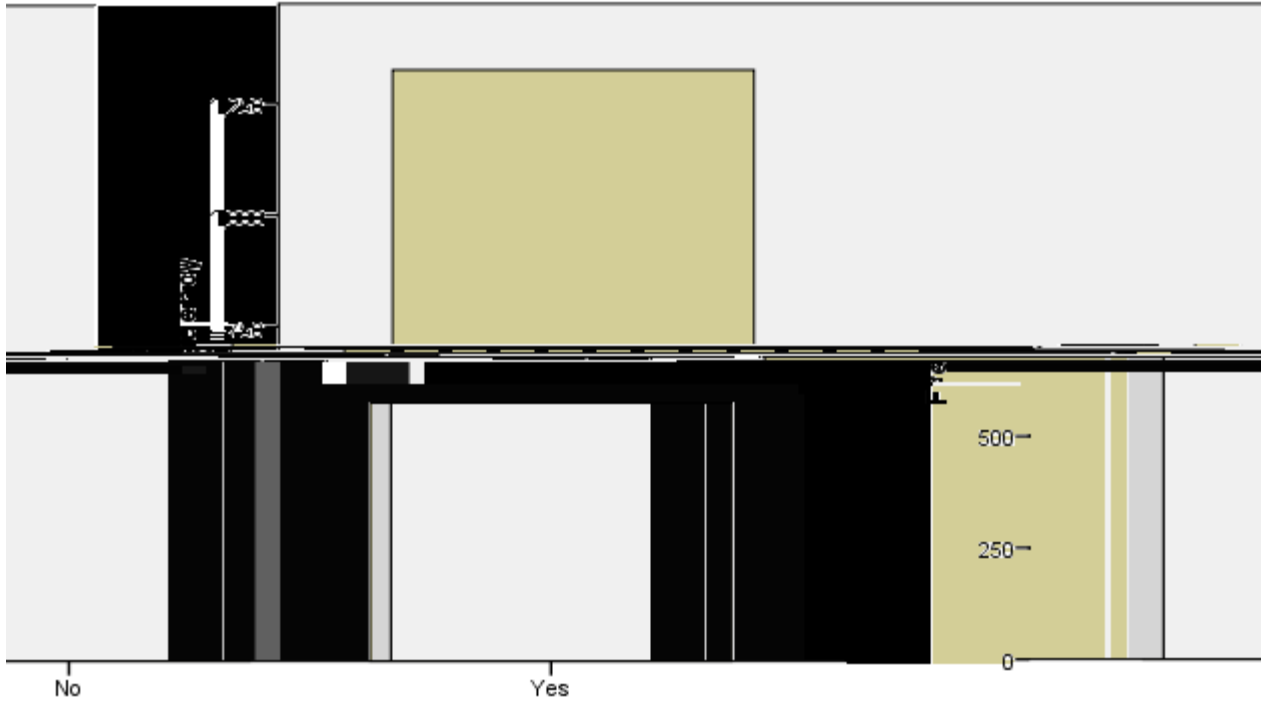
Which of the following do you read? Check all that apply. : Fashion/Beauty magazines



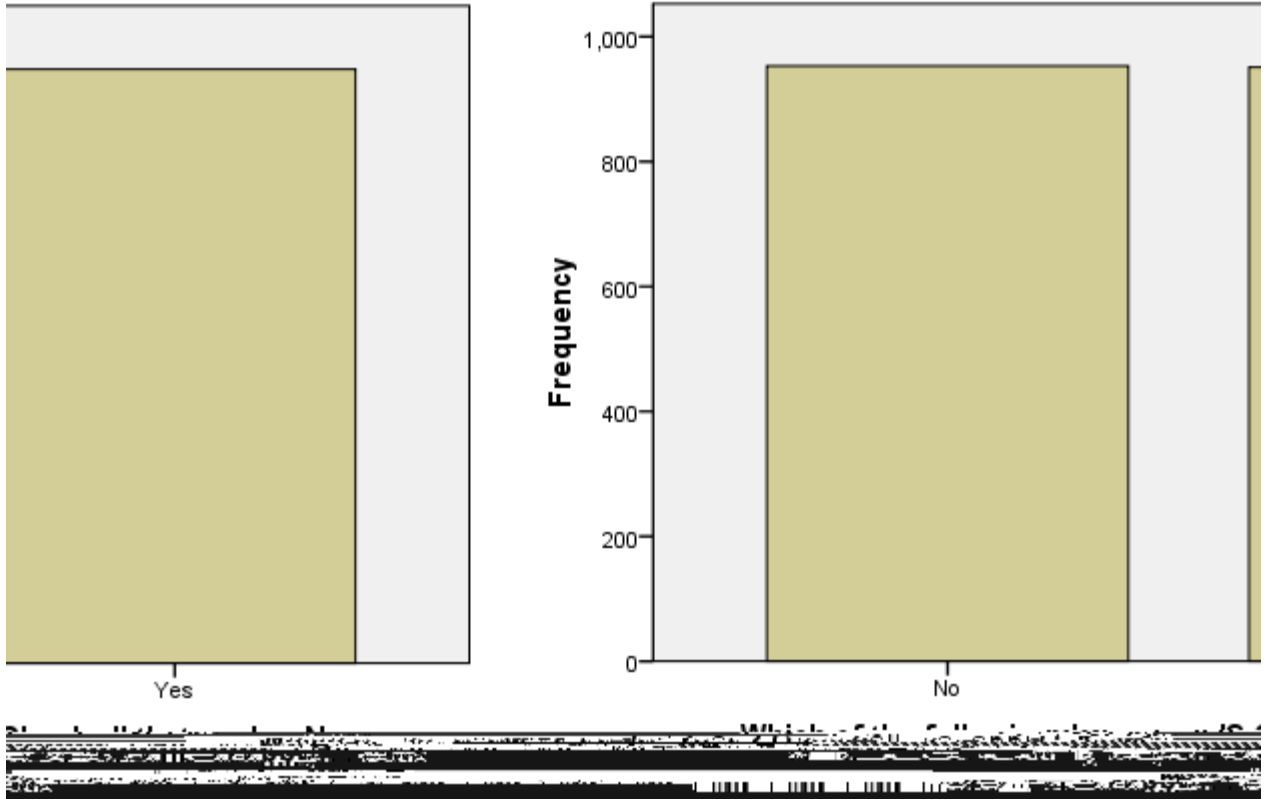
Which of the follow



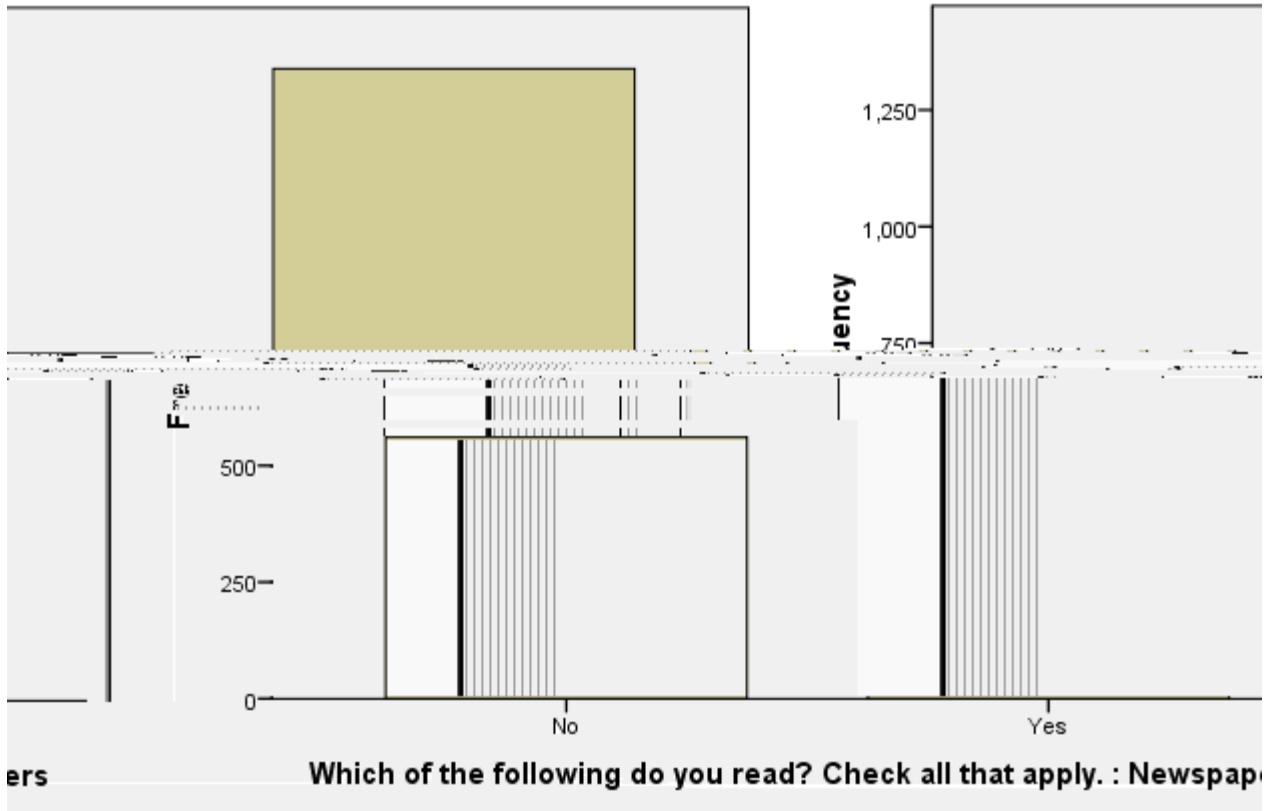
Which of the following do you read? Check all that apply.



of the following do you read? Check all that apply. : Which of the following do you read? Check all that apply. : Music/Computers/Entertainment magazines

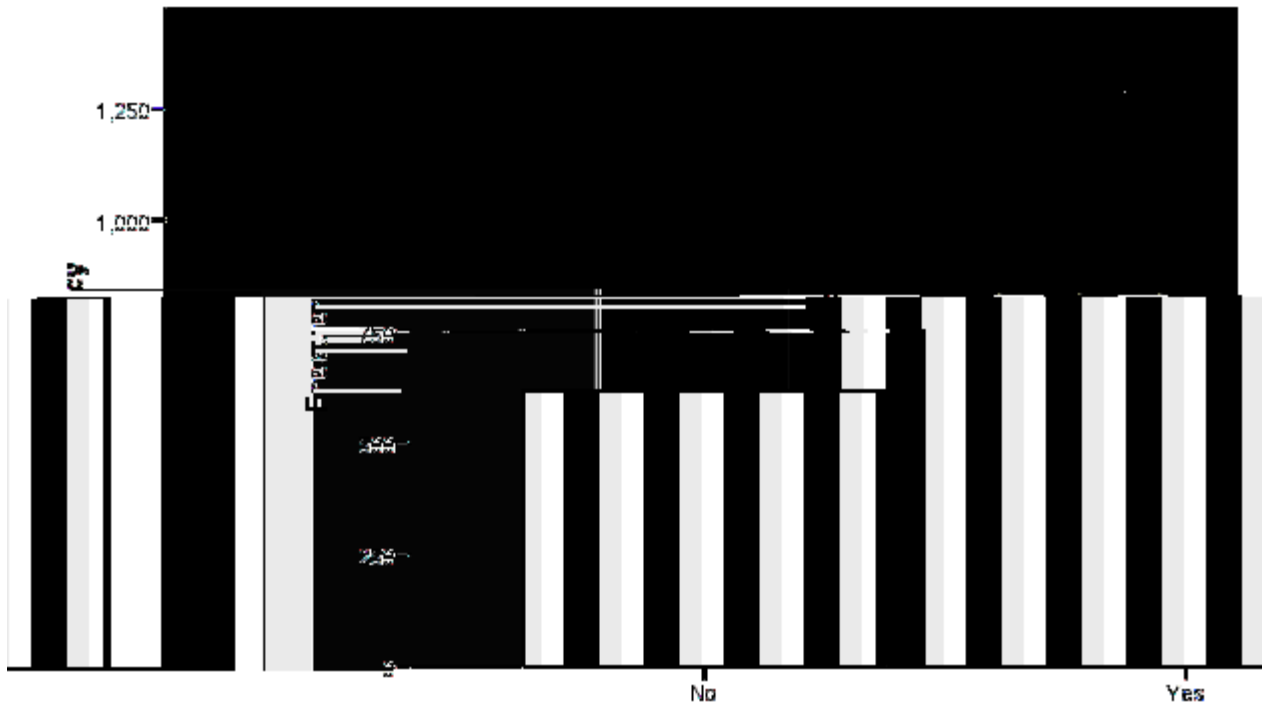


Which of the following do you read? Check all that apply. : Newspapers



ers Which of the following do you read? Check all that apply. : Newspapers

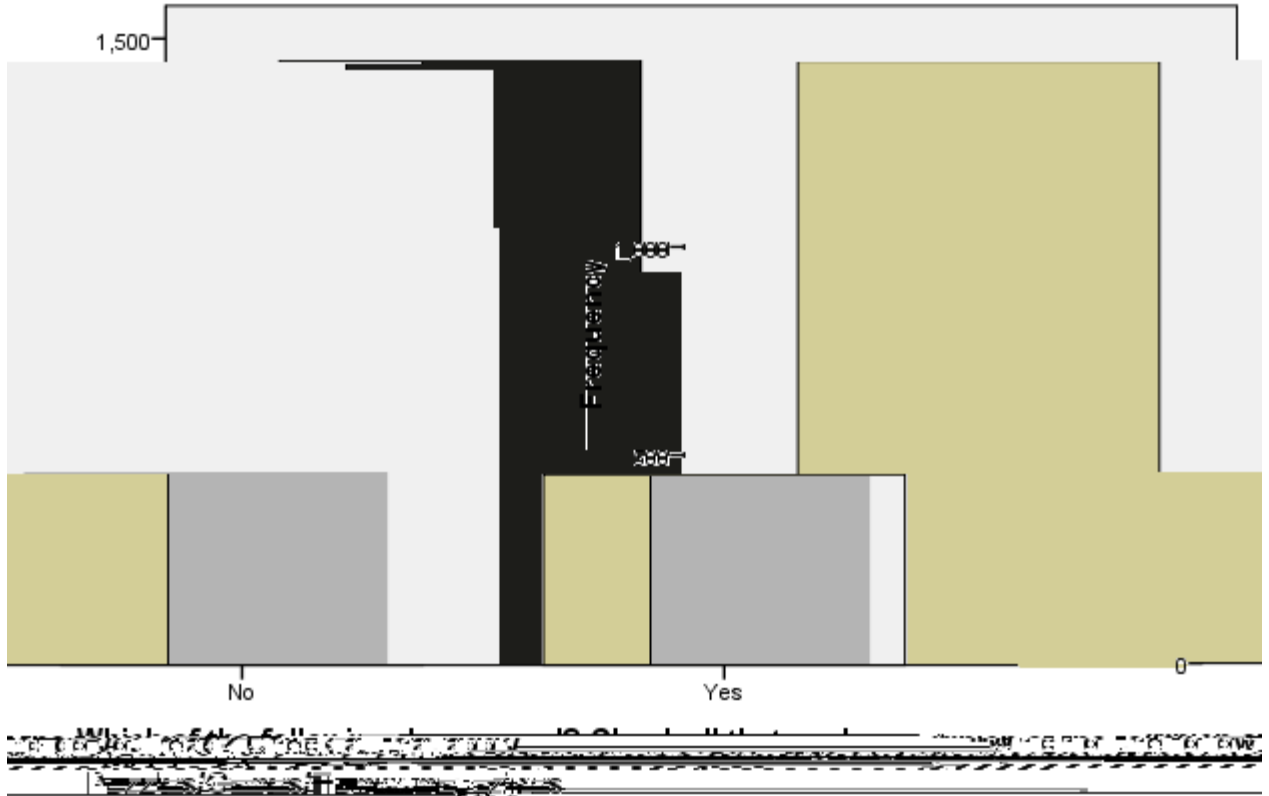
**Which of the following do you read? Check all that apply. : Online websites or webzines**

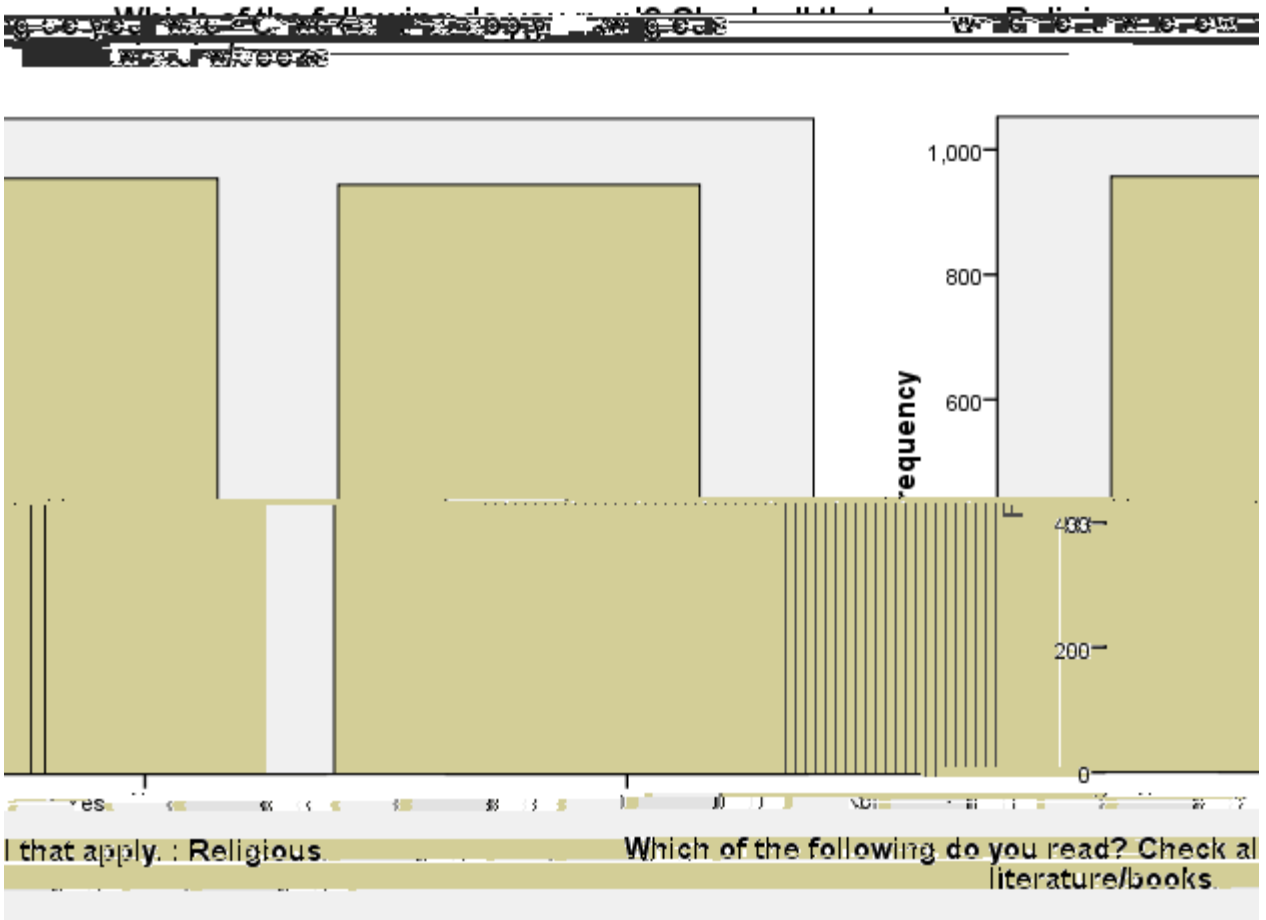


.....  
 www.sos.wv.gov  
 www.sos.wv.gov

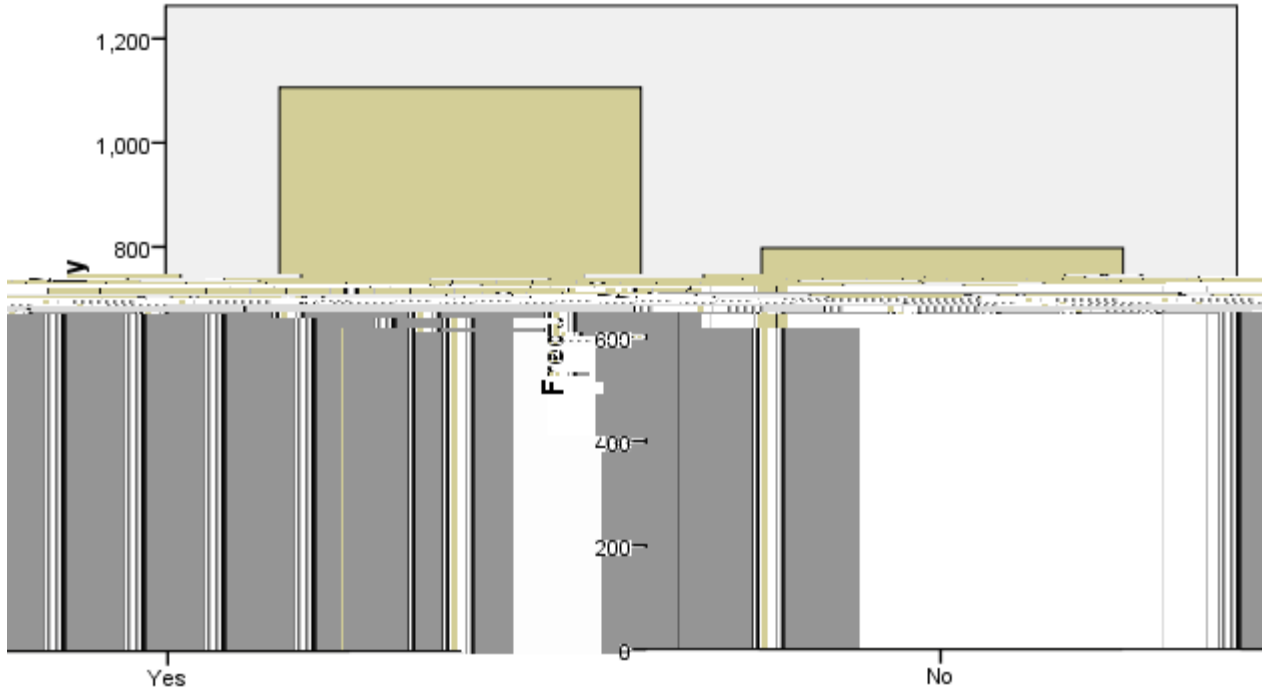


**Which of the following do you read? Check all that apply. :**  
**Puzzles/Games/Humor magazines**





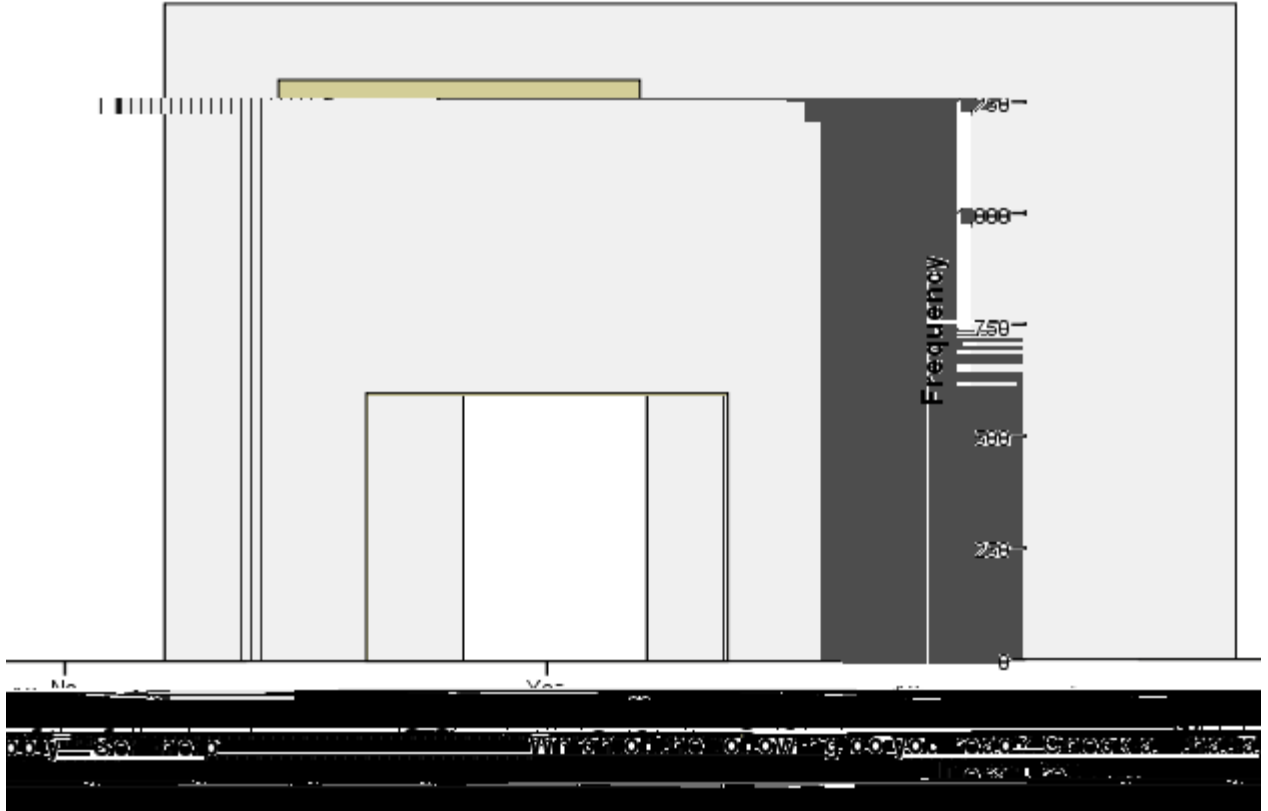
Which of the following do you read? Check all that apply. : School papers or other newsletters

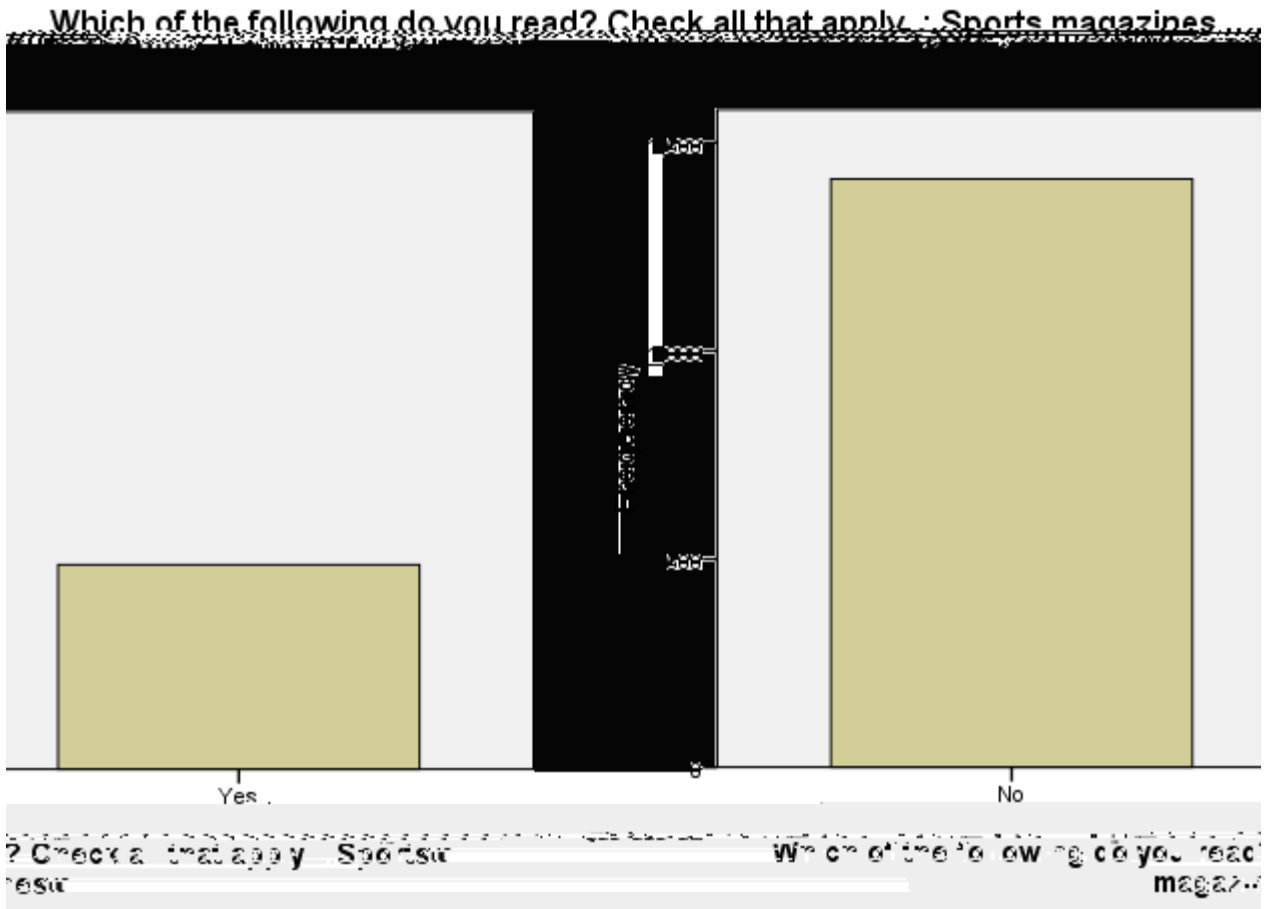


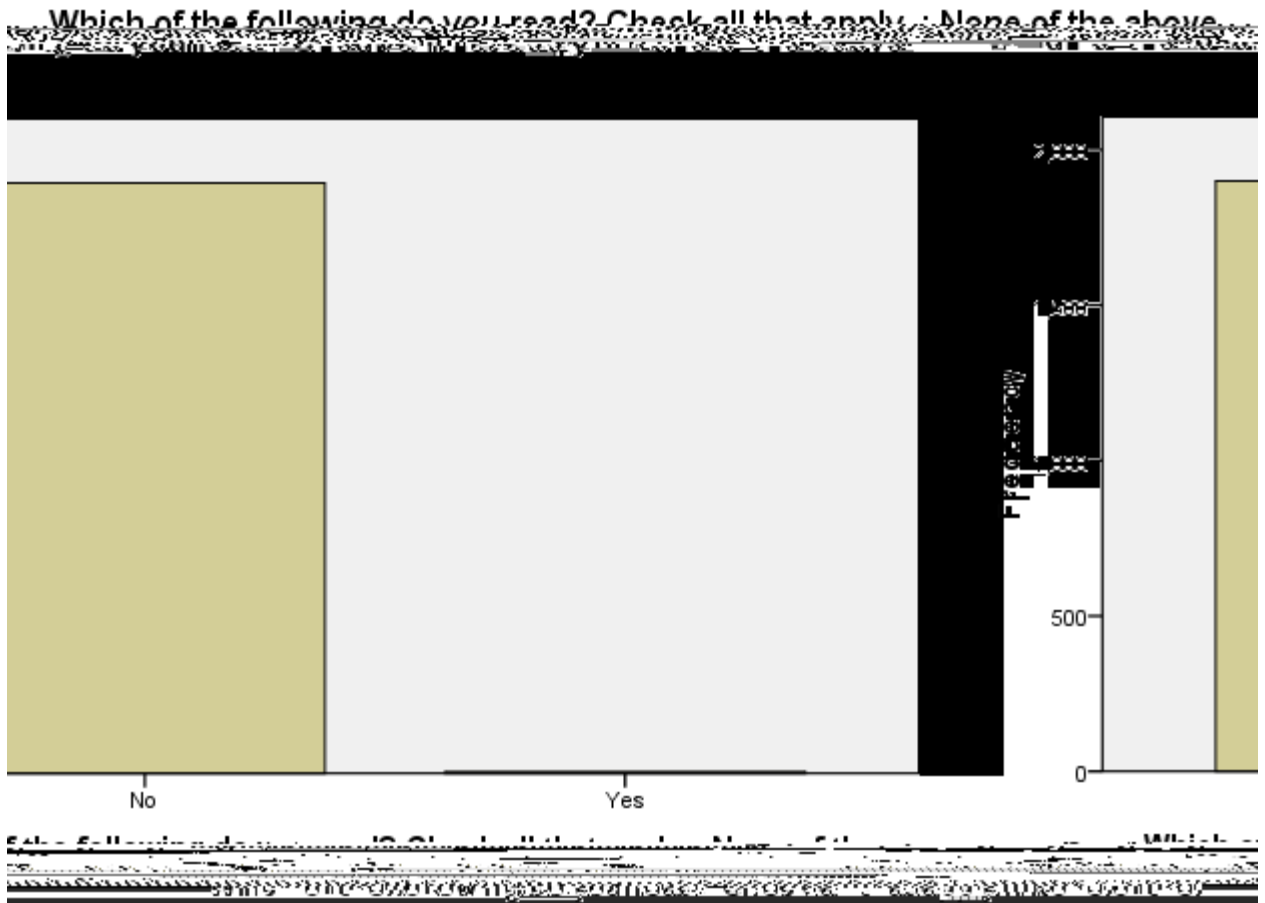
Check all that apply. : School papers or other newsletters

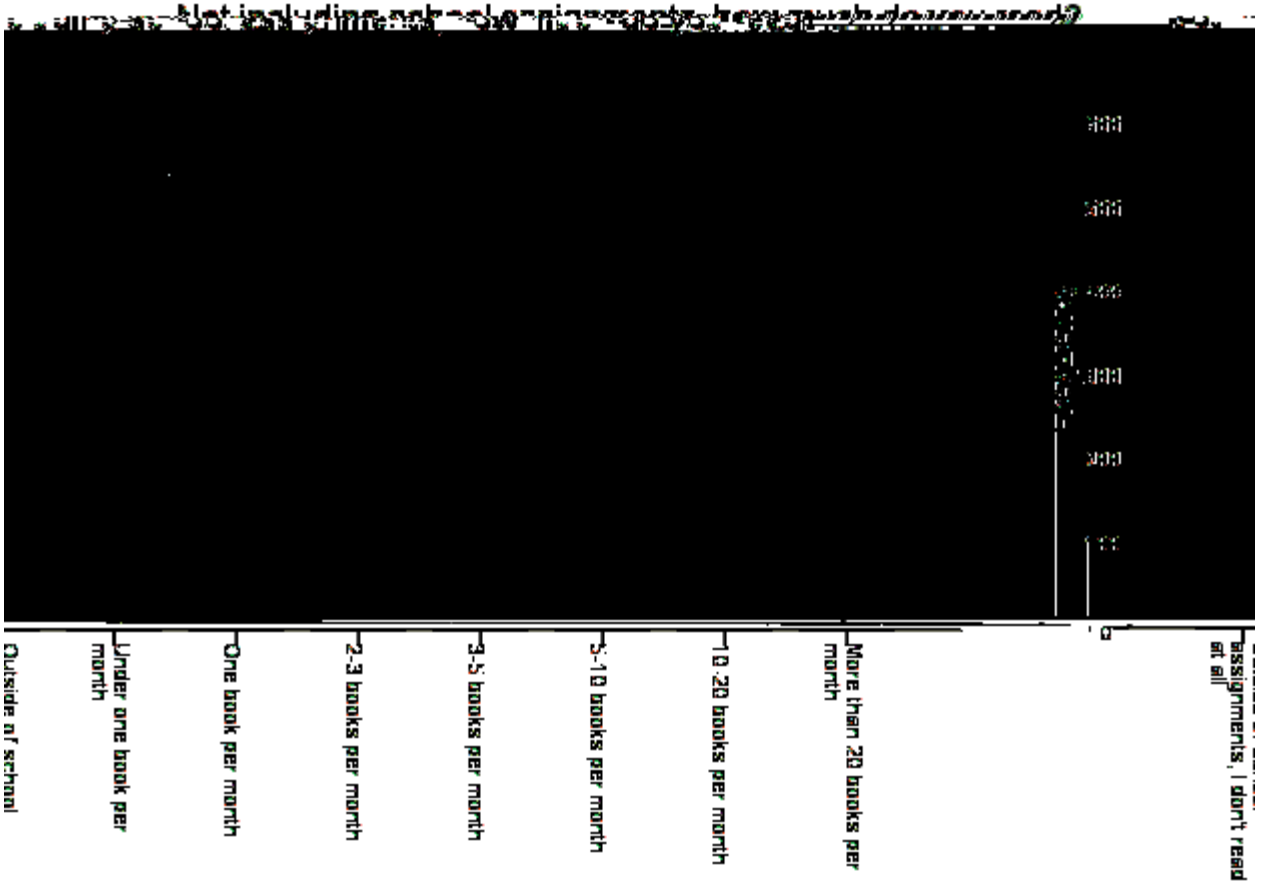
Which of the following do you read? Check all that apply. : School papers or other newsletters

Which of the following do you read? Check all that apply. : Self-help literature

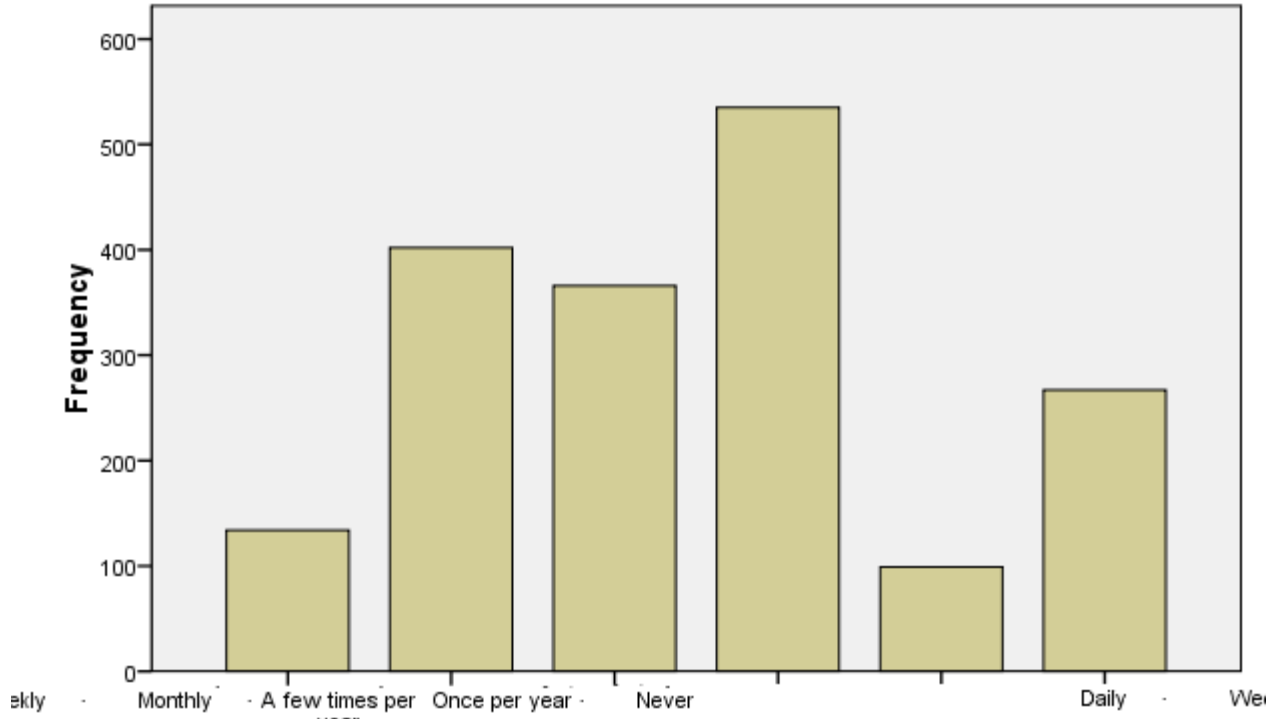









**About how often do you discuss books with others?**




**How often do you discuss books with others?**

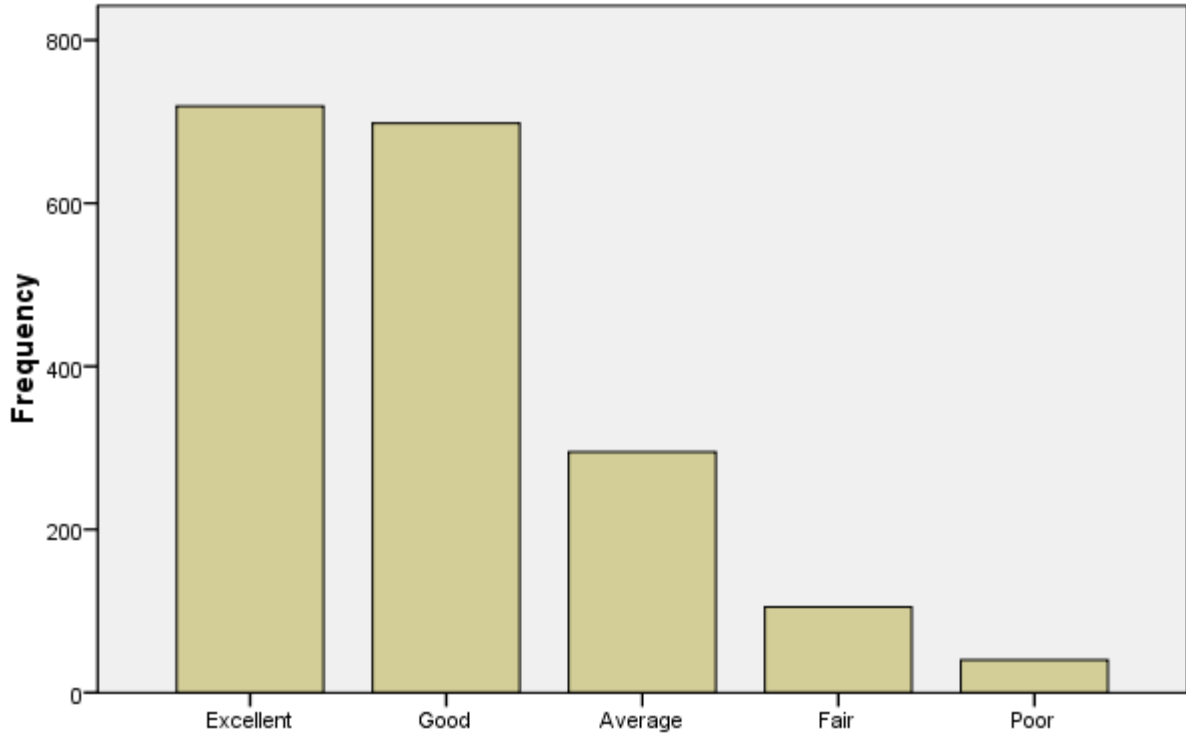
**About how**



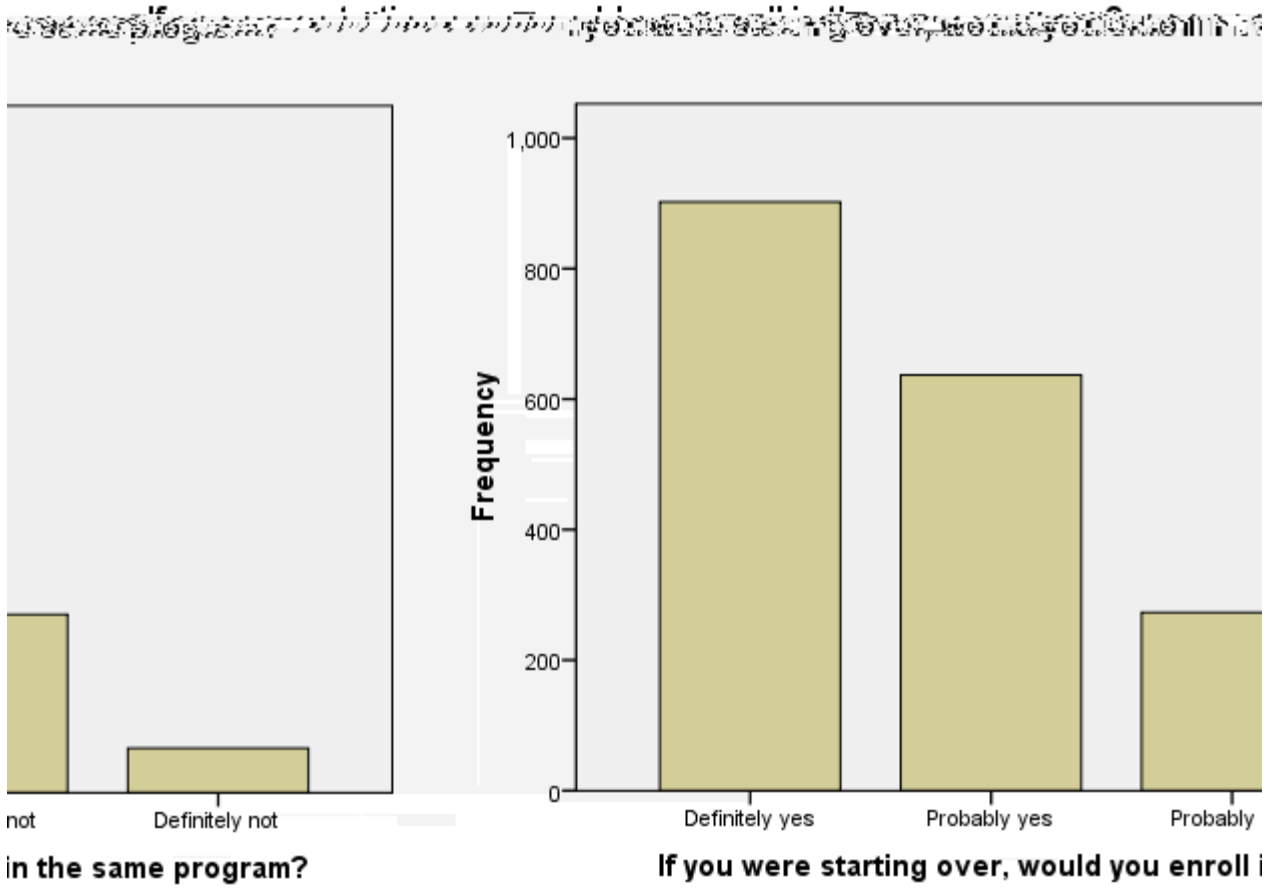




**What is your overall rating of your college experiences at TROY?**



**What is your overall rating of your college experiences at TROY?**




**If you could start college over, would you attend Troy University again?**

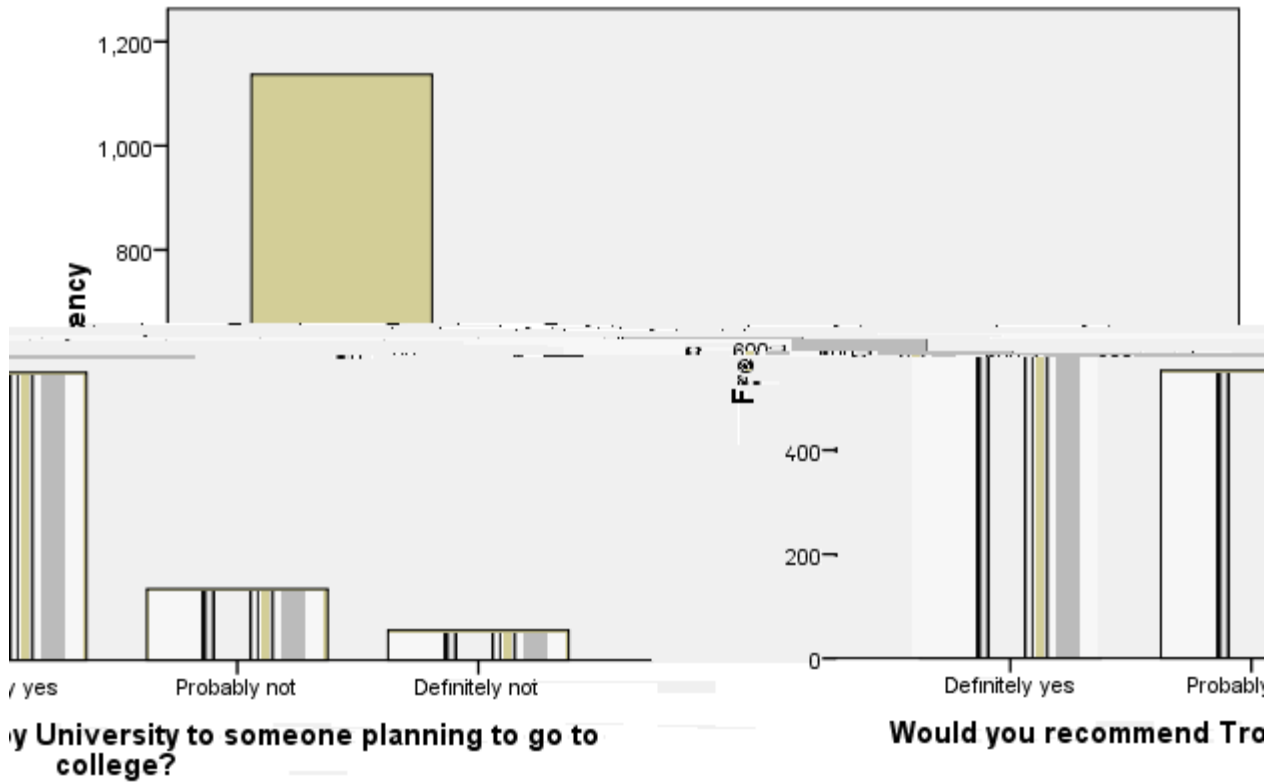


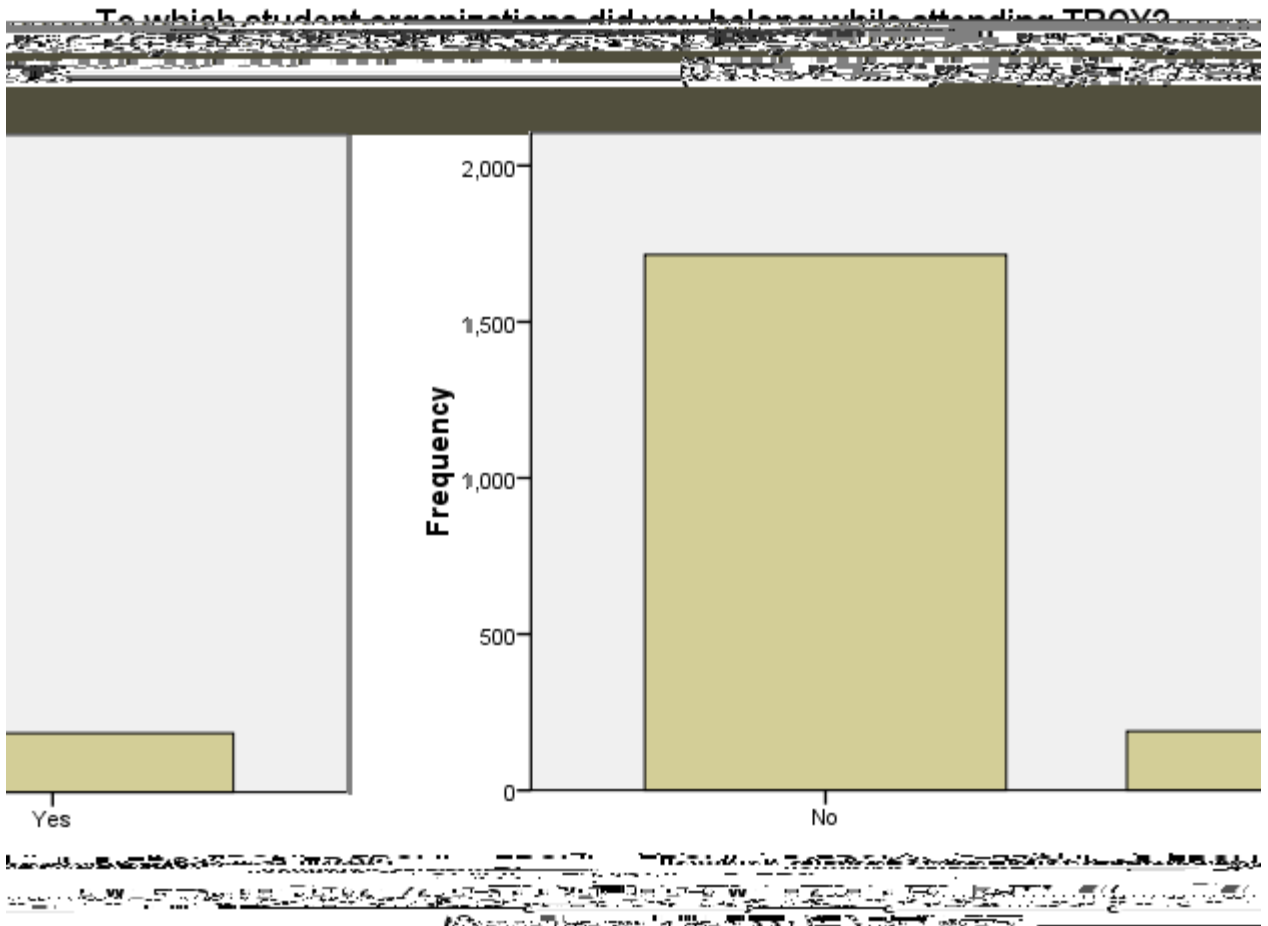
**If you could start college over, would you attend Troy University again?**

**If you could start college over, would you**





**Would you recommend Troy University to someone planning to go to college?**

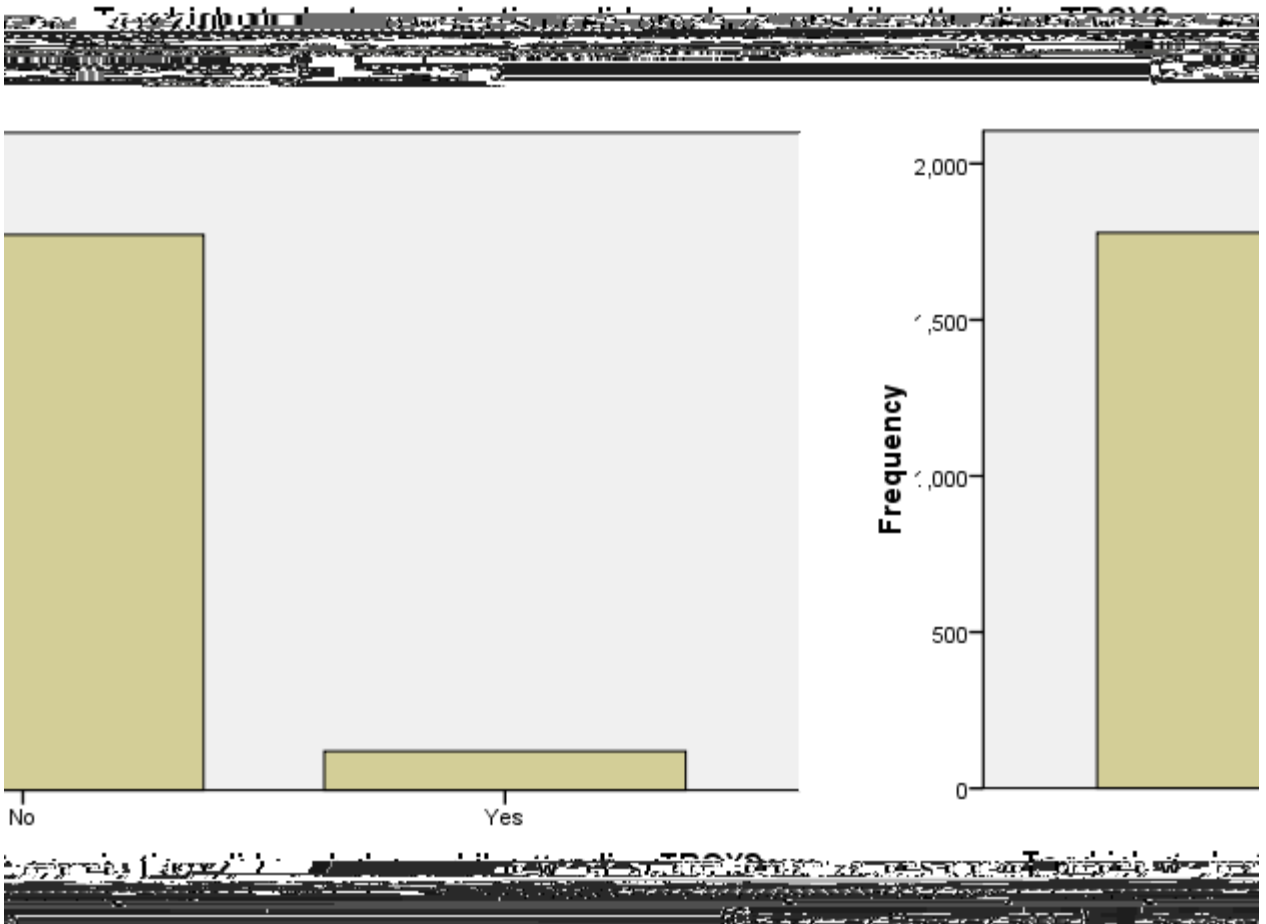




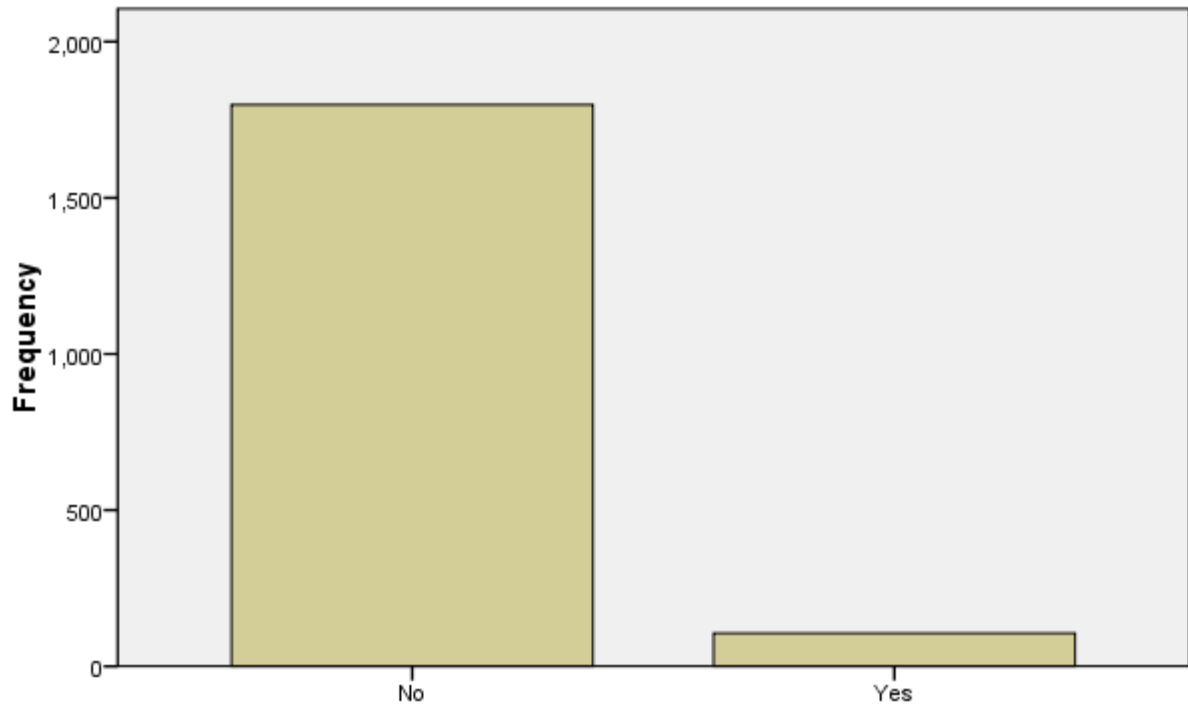


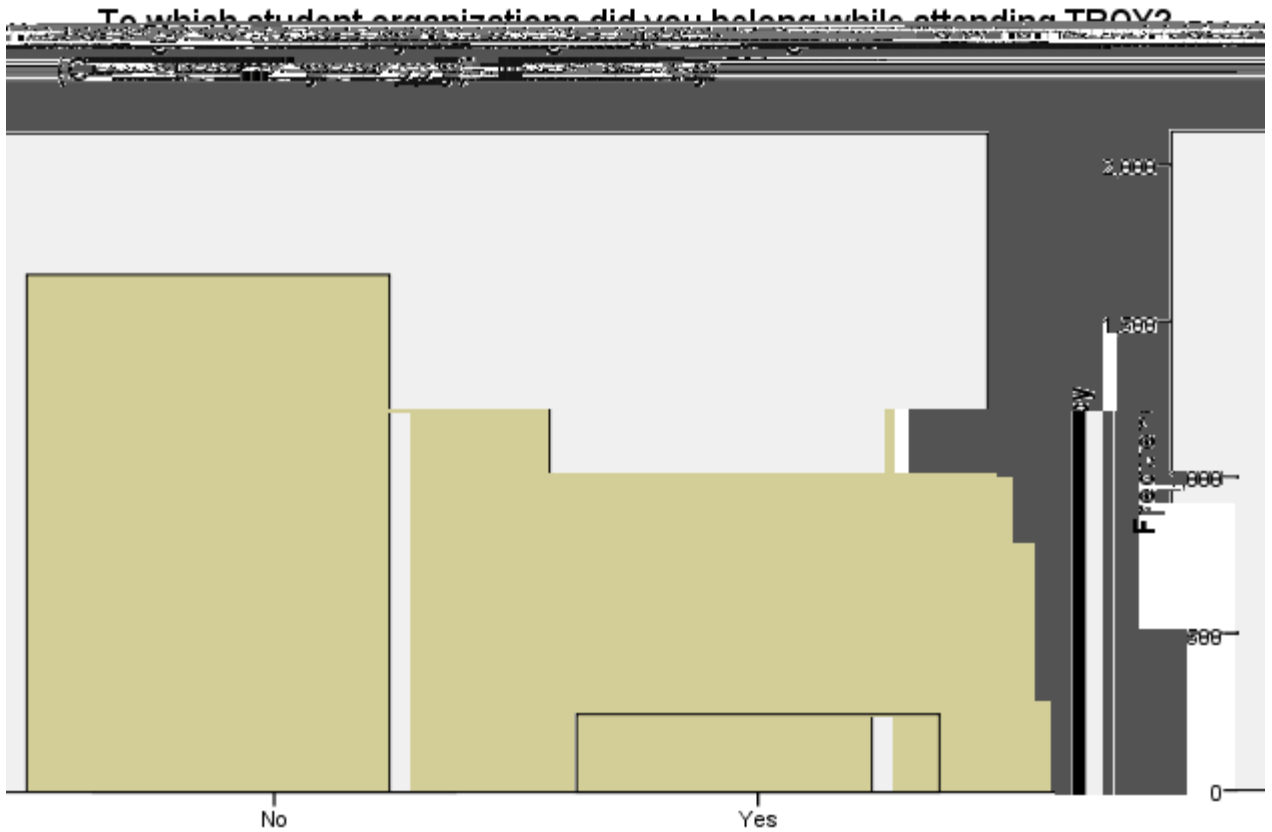






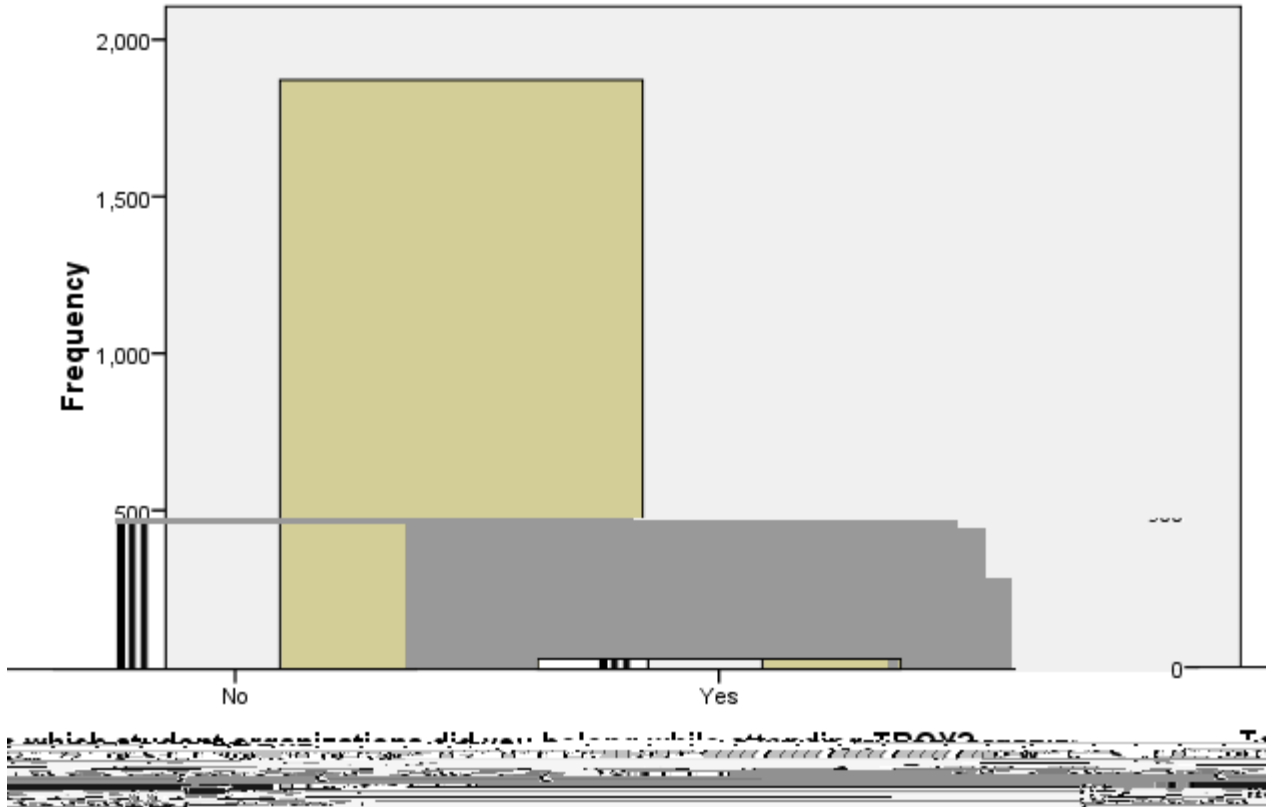
**To which student organizations did you belong while attending TROY?  
(Choose as many as apply) : Services**

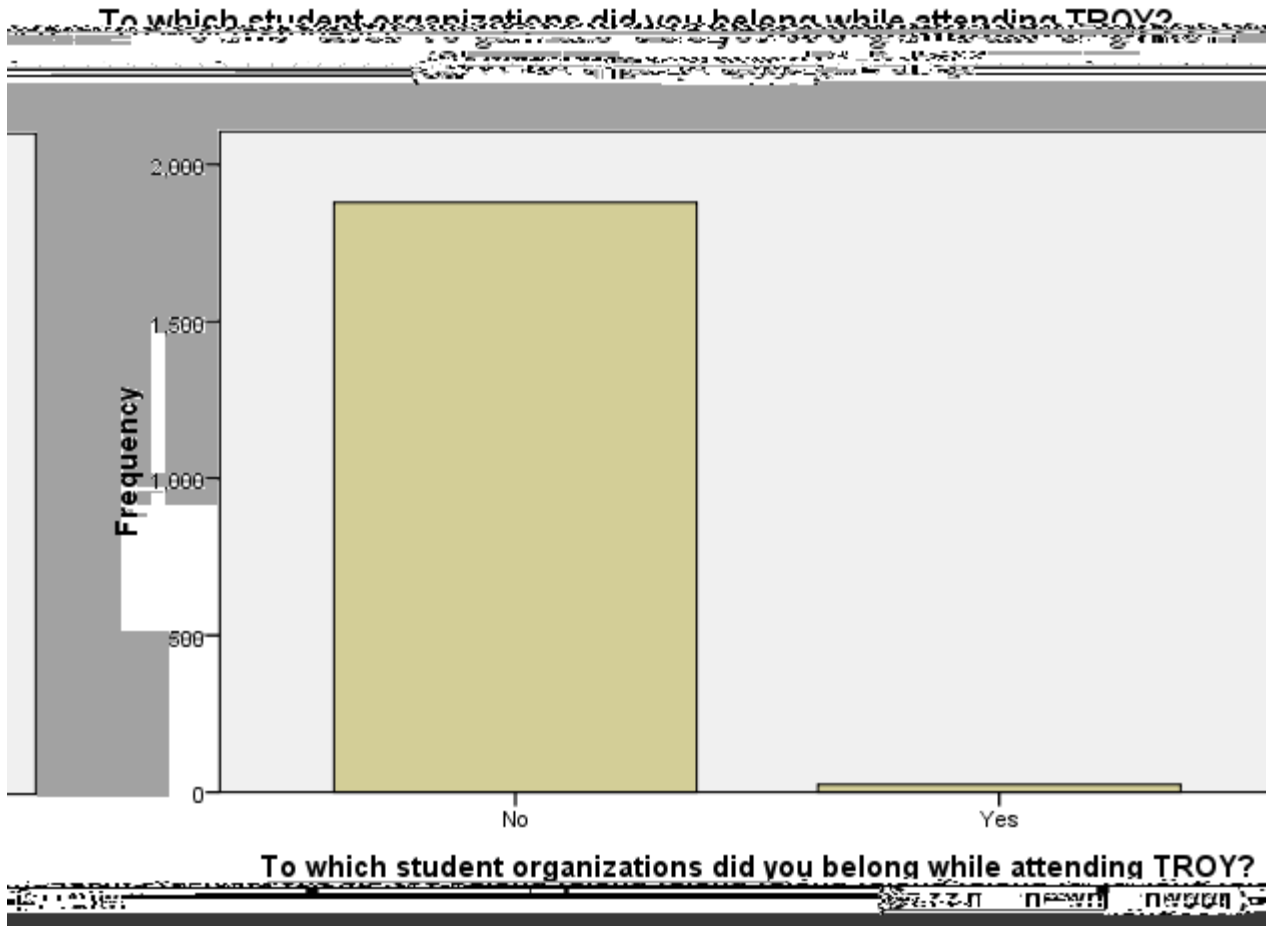


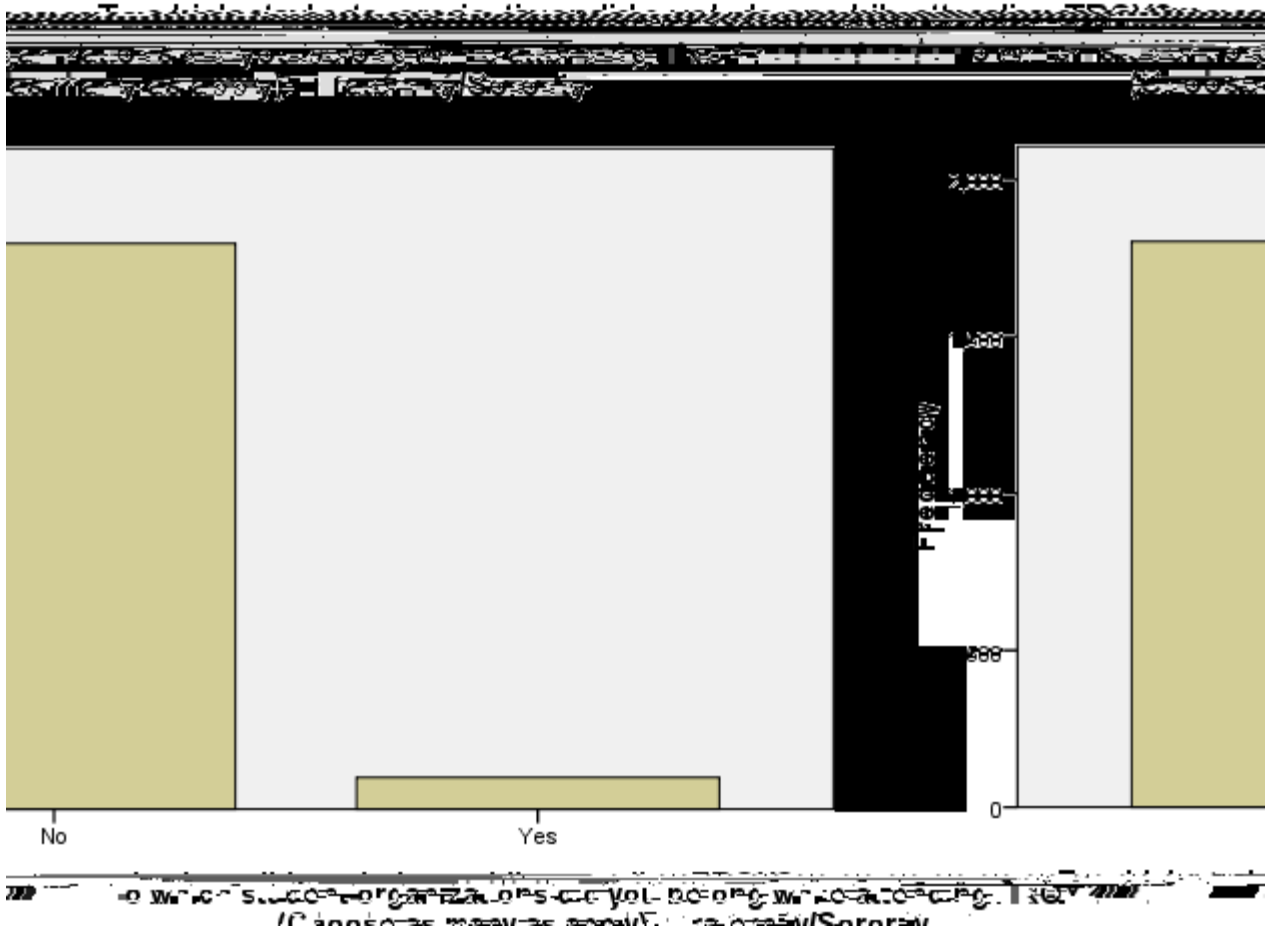


**To which student organizations did you belong while attending TROY?  
(Choose as many as apply) : Honor society**

To which student organizations did you belong while attending TROY?  
(Choose as many as apply) : Publication

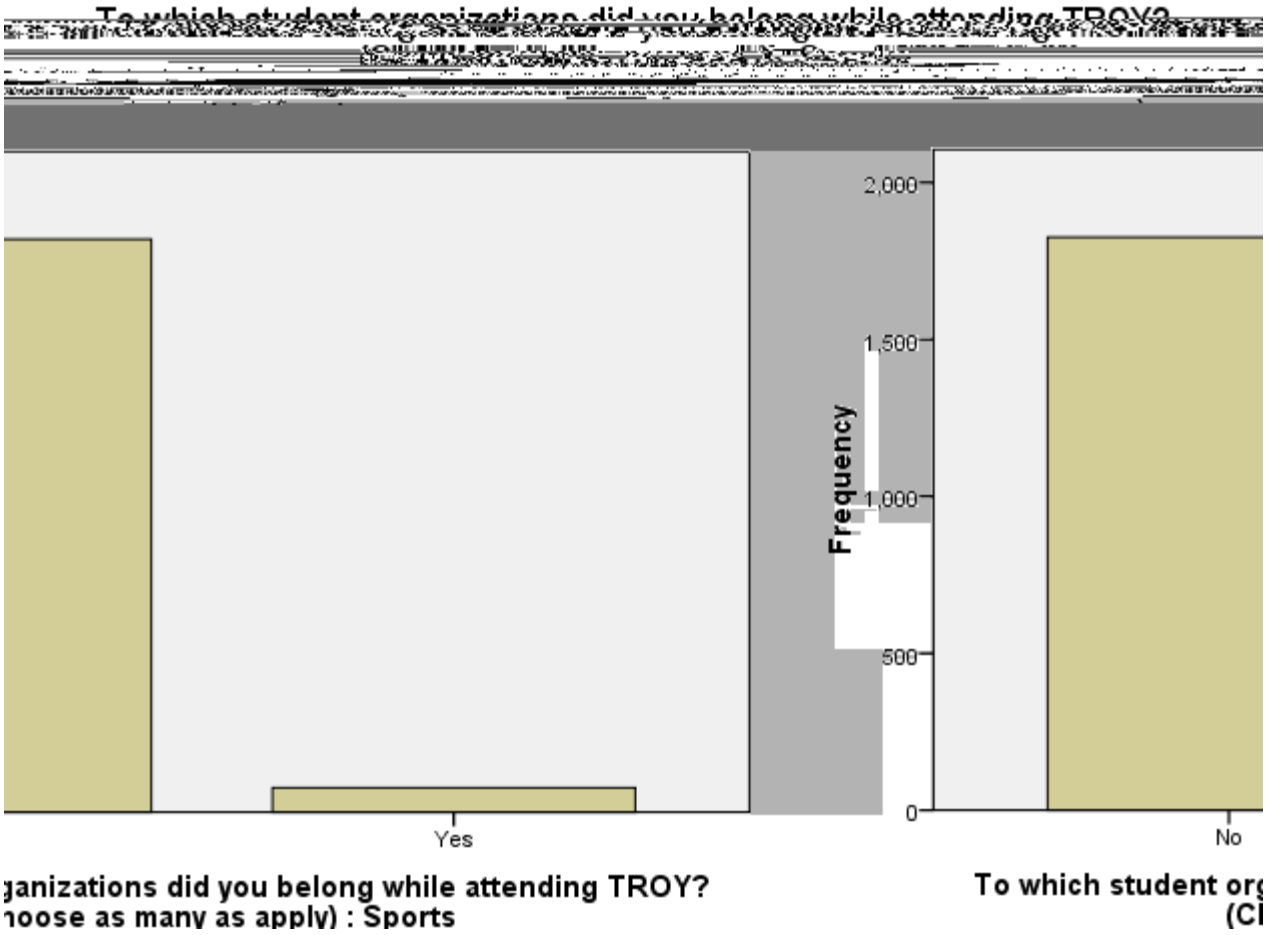














# SENIOR SURVEY 2010/2011

## Troy University Senior Survey

Please complete this survey and submit it online. The information you provide will help Troy University improve and enhance its programs and services so that the University can better serve the educational needs of its students. Your responses will be kept strictly confidential and only group data will be reported. We thank you in advance for your participation in this survey.

All students who are classified as "seniors" were sent an email inviting them to participate in this survey. However, some students are classified as "seniors" for more than one academic year. If you plan on graduating later than the Summer Semester of 2011, do not complete this survey. You will be offered another chance during the next academic year.

## GENERAL INFORMATION

### 1) Semester of Intended Graduation:

Fall 2010  
Spring 2011  
Summer 2011  
Other (please specify)

If you selected other, please specify

---

### 2) Gender:

Male  
Female

### 3) Ethnicity:

American Indian/Alaska Native  
Asian/Pacific Islander  
Black, non-Hispanic  
Hispanic  
Multi-racial  
Race/ethnicity unknown  
White, non-Hispanic

**4) Age:**

Massachusetts  
Michigan  
Minnesota  
Mississippi  
Missouri  
Montana  
Nebraska  
Nevada  
New Hampshire  
New Jersey  
New Mexico  
New York  
North Carolina  
North Dakota  
Ohio  
Oklahoma  
Oregon  
Pennsylvania  
Rhode Island  
South Carolina  
South Dakota  
Tennessee  
Texas  
Utah  
Vermont  
Virginia  
Washington  
Washington, D.C.  
West Virginia  
Wisconsin  
Wyoming

**9) From which Troy University campus will you graduate?**

Dothan  
Montgomery  
Phenix City  
Troy  
eCampus  
University College

**10) If you chose "University College" in Question 9, from which site did you file your intent to graduate?**

Albany, Georgia  
Atlanta, Georgia  
Augusta, Georgia  
Bangkok, Thailand  
Bethesda, Maryland  
Brunswick, Georgia  
Clarksville, Tennessee  
Colombo, Sri Lanka  
Covington, Georgia

Dam Neck, Virginia  
Davis-Monthan AFB, Arizona  
Distance Learning, Florida/Western Region  
Distance Learning, Pacific Region  
Distance Learning, Troy, Alabama  
eArmyU Programs  
Fayetteville, North Carolina  
Fort Belvoir, Virginia  
Fort Benning, Georgia  
Fort Bragg, North Carolina  
Fort Carson/Colorado Springs, Colorado  
Fort Eustis, Virginia  
Fort Gordon, Georgia  
Fort Lewis, Washington  
Fort Monroe, Virginia  
Fort Myer, Virginia/Pentagon  
Fort Walton Beach Area  
Guam Campus  
Guantanamo Bay, Cuba  
Guayaquil, Ecuador  
Hanoi, Vietnam  
Heidelberg, Germany  
Ho Chi Minh City, Vietnam  
Holloman AFB, New Mexico  
Hong Kong  
Jacksonville, Florida  
Kadena AB, Okinawa, Japan  
Kuala Lumpur, Malaysia  
Langley AFB, Virginia  
Little Creek Amphibious Base, Virginia







Other

**17) What is your major/concentration in the College of Health and Human Services?**

Athletic Training  
Human Services  
Rehabilitation  
Health and Physical Education  
Physical Education  
Nursing  
Social Work  
Sport and Fitness Management  
Other

**18) When you first started at Troy University, you were a:**

Dually-admitted student  
First-time freshman  
Undergraduate transfer student  
Undergraduate transient student  
First-time graduate student  
Graduate transfer student  
Graduate transient student

**19) How many credit hours did you transfer to Troy University from another college or university?**

1-15  
16-30  
More than 30  
I did not transfer any credit hours.

**20) Have you taken any courses online or in any other Distance Learning format at Troy University?**

Yes  
No

**21) How long have you attended Troy University?**

One year  
Two years  
Three years  
Four years  
Five years  
Six years  
Seven years  
Eight years  
Nine years  
Ten years  
More than ten years

**22) What is your overall GPA?**

Less than 2.0  
2.00-2.49  
2.50-2.99  
3.00-3.49  
3.50-4.00

## **GRADUATION / EMPLOYMENT PLANS**

### **23) What do you plan to do after you graduate?**

Work in an area related to your major field of study  
Work in an area outside your major field of study  
Continue working in the job that you have had  
Continue your education  
Undecided

### **24) If you plan to continue your education, what is your ultimate goal?**

A Bachelor's degree  
A Master's degree  
An Education Specialist degree  
A professional degree  
A doctoral degree

### **25) Are/were you employed while attending Troy University?**

Yes  
No

### **26) If you answered "Yes" to Question 24, how many hours do/did you usually work per week?**

1 - 9 hours  
10 - 19 hours  
20 - 29 hours  
30 - 39 hours  
40 or more hours

### **27) What financial aid have you received at Troy University? (Choose as many as apply)**

Scholarship/fellowship  
Graduate assistantship  
Grants  
Loans  
Work study  
Tuition assistance  
Third party pay

None  
Other (please specify  
Other (please specify

Registration procedures						
IMPACT/New Student Orientation Program						
Library						
Computer labs						
Laboratory/instructional equipment						
Testing Center						
Writing Center						
Natural Science Center						
Center for International Programs						

**30) On a scale from 1 to 5, with 1 as "Very Dissatisfied" and 5 as "Very Satisfied," please rate your satisfaction with the following offices and services at Troy University: (Select "Not Applicable" if the item does not apply to you.)**

	Very Dissatisfied	Dissatisfied	Neutral	Satisfied	Very Satisfied	Not Applicable
--	----------------------	--------------	---------	-----------	-------------------	-------------------

Admissit94.r/Recgra1(otruc1(rds O and /TJ/TT24 1 Tf23.7017.203TD0 Tc0 Tw0081Fj3.006 1.20360081Fj/TT23 ef600

	Strongly Disagree	Disagree	Neutral	Agree	Strongly Agree
The goals, objectives, and requirements for my academic program were clearly defined.					
My academic program was intellectually challenging and stimulating.					
Courses in my curriculum contributed to the skills and knowledge required in my field.					
Courses were offered frequently enough for timely completion of my degree program.					
The intellectual caliber of students in my academic program was high.					
The degree program in which I enrolled is valuable for me in my employment.					
Troy University faculty care about students as individuals.					
Troy University faculty were helpful with my career plan.					
Troy University is responsive to the needs of its students.					
The tuition and fees I paid at Troy University were a worthwhile investment.					

## READING HABITS

32) Please indicate your level of involvement in reading.

	Not at all	In a very limited way	Somewhat	In a noticeable way	Greatly
My involvement in reading as part of my college experience has enhanced my ability to understand connections between the various materials I read.					
My involvement in reading as a part of my college experience has enhanced my awareness of other people's political and social viewpoints.					

33) Which statement below do you agree with most?

- I read constantly for my own personal satisfaction, and I love it.
- I don't have much time to read for pleasure, but I like to when I get the chance.
- I only read what I'm supposed to for school.
- I basically don't read books much at all.

**34) Most often, the reason I read is... (Please choose the best answer from this selection).**

- Just for the pleasure of it
- Because I have to for school
- Because I get bored and have nothing else to do
- To learn new things on my own
- I don't really read much
- Because my parents encourage me to

**35) How would you rate your reading level?**

- Advanced
- Above average
- Average
- Below average
- Poor

**36) Which of the following do you read? Check all that apply.**

- Books assigned for class
- Books I read outside of class for pleasure
- Cereal boxes, instructional pamphlets and other product packaging
- Comic books or graphic novels
- Computer manuals or other electronic equipment manuals
- Fashion/Beauty magazines
- Magazines about video games
- Music/Computers/Entertainment magazines
- News magazines
- Newspapers
- Online websites or webzines
- Puzzles/Games/Humor magazines
- Religious literature/books
- School papers or other newsletters
- Self-help literature
- Sports magazines
- None of the above

**37) Not including school assignments, how much do you read?**

- Outside of school assignments, I don't read at all
- Under one book per month
- One book per month
- 2-3 books per month
- 3-5 books per month
- 5-10 books per month
- 10-20 books per month
- More than 20 books per month

**38) About how often do you discuss books with others?**

- Daily

Weekly  
Monthly  
A few times per year  
Once per year  
Never



**as many as apply)**

- Departmental
- Professional
- Religious
- Leadership
- Services
- Honor society
- Publication
- Political
- Fraternity/Sorority
- Art/Music/Drama
- Sports
- None

**45) Additional comments:**

---

---

---